



CHANDAN HEALTHCARE LIMITED

Reg Off. Add: Biotech Park, Sector-G, Jankipuram, Kursi Road, Lucknow-226021

CIN: U85110UP2003PLC193493

TEL NO.: -8069366666 Email: secretarial@chandan.co.in

www.chandandiagnostic.com

Corrigendum to the Notice of the 22nd Annual General Meeting

Chandan Healthcare Limited ('Company') had issued a notice of the 22nd Annual General Meeting ('AGM') of the shareholders of the Company, which will be held on Monday, September 29, 2025 at 4.00 p.m. through Video Conferencing / Other Audio-Visual Means ('Notice'). The Notice along with the Annual Report was sent to the shareholders on September 5, 2025.

This Corrigendum is to be read in continuation of and in conjunction with the AGM Notice dated September 05, 2025, and shall form an integral part of the AGM Notice. All other contents of the AGM Notice, save and except as modified by this corrigendum to the AGM Notice, shall remain unchanged.

Accordingly, the members of the Company are hereby requested to take note of the revised contents of the AGM Notice as set forth hereunder:

1. The day of AGM should be read as "Monday" instead of "Thursday"
2. The E-Mail ID of Scrutinizers as mentioned in Point No. 6 of the notes to Notice of AGM to be read as "acs@acsadvisors.in"
3. The name of Scrutinizers as mentioned in Point No. 11 of the notes to Notice of AGM to be read as "M/S [Akshat](#) Garg & Associates" instead of "SWOT Advisory LLP"
4. In point No. A III the Instructions for e-voting the date of end of E-Voting to be replaced by 28 September, 2025 instead of 27 September, 2025.
5. In Point No. A xii of Details on Step 2 of E-Voting email of Scrutinizers to be read as "acs@acsadvisors.in" instead of "cspujamishra@gmail.com"
6. In the last paragraph of Item No. 5 of the Explanatory Statement to the Notice the "Item No. 6" be read as "Item No. 5"
7. In the last paragraph of Item No. 6 of the Explanatory Statement to the Notice the "Item No. 7" be read as "Item No. 6"
8. In Point 2 of Composition of Committee meeting and attendance of each member at meeting in Directors' Report "Name of Hari Shanker Dixit and all relevant data regarding him have been removed"
9. Annexure VIII to Director Report (i.e. Secretarial Audit Report) was omitted by mistake. The same has been attached now in Annexure VIII.
10. Annexure I to the Director's Report (i.e., AOC-1) was incorrectly titled as "Form No. MR-3: Secretarial Audit Report for the Financial Year Ended March 31, 2025 [Pursuant to Section 204(1) of the Companies Act, 2013 and Rule 9 of the Companies (Appointment and Remuneration of Managerial Personnel) Rules, 2014]" instead of "Form No. AOC-1: Statement containing salient features of the financial statements of subsidiaries/associate companies/joint ventures [Pursuant to the first proviso to sub-section (3) of section 129 read with Rule 5 of the Companies (Accounts) Rules, 2014]".

11. Point “vi” to Annexure B to Independent Auditor’s Report should be read as “**vi**. In our opinion and based on the information and explanations provided to us, the company is **required to maintain cost records** under **Section 148(1)** of the **Companies Act, 2013**, and the **Companies (Cost Records and Audit) Rules, 2014**, due to the nature of its business activities. We have reviewed the cost records maintained by the company, and in our opinion, the company has **properly maintained** the required cost records as per the applicable provisions of the Companies Act, 2013. Further, we note that **cost audit is not applicable** to the company for the year under review, as the company does not meet the prescribed thresholds for turnover or other conditions specified under the Companies (Cost Records and Audit) Rules, 2014.”
12. Point “vii (e)” to Annexure B to Independent Auditor’s Report should be read as “**(e)** According to the information and explanations given to us and on the basis of our audit procedures, the company has **not taken any funds from any entity or person** on account of or to meet the obligations of its subsidiaries, associates or joint ventures during the year.”
13. In Note No.:- 32 to Financial Statements: “a. Disclosure regarding Transactions with Related Parties in terms of Accounting Standard – 18 sub clause a. Details of transactions with related parties and amounts **receivable/(payable)** as at the beginning and end of the year:” should be read as a. Disclosure regarding Transactions with Related Parties in terms of Accounting Standard – 18 sub clause a. Details of transactions with related parties and amounts **(receivable)/payable** as at the beginning and end of the year:”
14. In Note No.:- 32 to Notes To Consolidated Financial Statements: “a. Disclosure regarding Transactions with Related Parties in terms of Accounting Standard – 18 sub clause a. Details of transactions with related parties and amounts **receivable/(payable)** as at the beginning and end of the year:” should be read as a. Disclosure regarding Transactions with Related Parties in terms of Accounting Standard – 18 sub clause a. Details of transactions with related parties and amounts **(receivable)/payable** as at the beginning and end of the year:”

Thanking you,

For Chandan Healthcare Limited

Sd/-

Rajeev Kumar Nain

Company Secretary & Compliance Officer



Chandan Healthcare Limited



Sehat Bhi Saving Bhi..

ANNUAL REPORT
2024-25

What's Inside

04 Company Overview

Letter To Shareholders	4
Company Overview	6
Key Facts & Figures	7
Our journey	8
Our Landmark Achievement	9
Our Services	10
Balanced Business Model Across Retail, Government & Institutions	11
Top Performing Centres Across Categories	12
Diagnostic Infrastructure & Quality Accreditations	14
Key Strengths Driving Sustainable Growth	16
Financial Highlights	18
Board Of Directors	20

22 Statutory Report

Company Information	22
Notice Of the Annual General Meeting	24
Director's Report	36
Management Discussion and Analysis	70

Disclaimer

In this Annual Report, we might have disclosed forward-looking statements that set out anticipated results based on the management's plans and assumptions. We cannot guarantee that these forward-looking statements will be realized, although we believe we have been prudent in our assumptions. The achievements of results are subject to risks, uncertainties and inaccurate assumptions. We undertake no obligation to publicly update any forward-looking statements, whether as a result of new information, future events or otherwise.

76 Financial Statement

Standalone

Independent Auditor's Report	80
Standalone Financial Statements	88
Notes To Financial Statements	91

Consolidated

Independent Auditor's Report	133
Consolidated Financial Statements	139
Notes To Financial Statements	142



Sehat Bhi, Saving Bhi..

Over the past year, Chandan Healthcare Limited has remained steadfast in its mission of empowering health and expanding horizons for communities across North India. Our integrated diagnostics network now spans 400 labs and collection centres, offering over 1,400 pathology and radiology tests, including many advanced, specialized offerings, with a commitment to placing the patient first at every step. Continuous investment in technology, such as fully cloud-based ERP systems and AI-driven diagnostic platforms, coupled with rigorous focus on quality, underscores our pursuit of precision and operational progress. We have expanded both our physical presence, deepening our roots in core markets like Uttar Pradesh and branching into emerging regions, and our service scope, now including enhanced wellness packages and digital-first, patient-centric experiences.

Our growth is built on the spirit of continual learning and collaboration, reflected by dedicated teams delivering reliable results and compassionate care. Strategic partnerships with government health missions and corporations enable us to serve both public and private sectors, fostering improved health outcomes across all demographics. Looking forward, Chandan Healthcare is poised to lead the change in diagnostics by integrating new molecular and genetic testing capabilities, growing its focus on corporate and B2B partnerships, and further automating service delivery for greater reach and reliability. With robust financial growth, a highly skilled workforce, and a foundation of trust, we are well placed to deliver innovative, dependable care and shape a healthier future for millions





Letter To Shareholders



Dear Esteemed Shareholders,

It is a privilege to write to you at the close of another remarkable financial year for Chandan Healthcare Limited and I take great pride to share the journey and success of our organization over FY25. What stands out most in this period is not only the scale of our achievements, but the dedication, collective spirit, and resolve that our entire team, stakeholders, and partners consistently demonstrate. These qualities have shaped Chandan Healthcare into a robust, inclusive, and future-ready organization, which is now among the leading and most trusted health diagnostics providers in North India.

Outstanding Performance and Quality Growth

This year, Chandan Healthcare has excelled in consolidating its operational strengths while scaling new heights in financial performance. Our revenue from operations increased to ₹23,012 lakh, continuing a trend of strong double-digit growth through the years. The EBITDA margin reached 18.69% and profit after tax surged to ₹ 2,217 lakh, epitomizing our firm commitment to profitability and efficiency. We also noted significant growth in net worth, which now stands above ₹12,260 lakh. These achievements were made possible by prudent cost control, judicious capital allocation, and a relentless pursuit of operational excellence across verticals.

We continue to generate consistent volume growth, a testament to the trust placed in us by millions. Over 53.98 lakh diagnostic tests were conducted during the fiscal year, reflecting our growing reach across the population. Our customer base is more diverse than ever, spanning individual patients, corporates, public sector employees, and major institutional accounts.

Expanding Our Network and Market Presence

This year, we have continued to strengthen and expand Chandan's network with a focus on both scale and strategic depth. By the end of the year, our footprint included 400 operational facilities, comprising 8 flagship large centres equipped with advanced MRI and imaging solutions for comprehensive diagnostics, 6 medium centres with CT facilities that address essential imaging needs, and 26 small centres providing basic healthcare and diagnostic services tailored for Tier-2 and Tier-3 regions. Our ecosystem is further supported by 360 sample collection centres, enabling us to bring healthcare services closer to our customers.

While Uttar Pradesh remains our core market, contributing nearly 70% of revenues, our deliberate and strategic expansion into Uttarakhand has already grown to contribute about 30%. Looking ahead, we are well-positioned to extend our presence into Rajasthan and Bihar, underscoring the scalability of our business model and the strength of our customer-centric approach.

For us, growth is not just about increasing numbers or locations—it is about creating deeper market penetration, maximizing capacity utilization, and most importantly, delivering measurable improvements in health outcomes across the regions we serve. This philosophy continues to guide our expansion and ensures that our growth journey remains sustainable and impactful.

Investing in Technology and Delivering Service Innovation

We realize that the future of healthcare lies at the intersection of clinical acumen and technological evolution. Over the last year, Chandan has accepted this challenge wholeheartedly. Our end-to-end operations are now powered by an advanced cloud-based ERP solution enabling digital record-keeping,

seamless scheduling, and real-time access to patient test results. These improvements are further amplified by integrating artificial intelligence and machine learning into diagnostic processes, ensuring precision, accountability, and superior customer outcomes. Our continuous focus remains on enhancing digital engagement, making booking and accessing services even more user-friendly and responsive for every patient.

Our rapidly expanding test portfolio, including 1,496 total tests, of which 481 are routine, 1,015 specialized, and 545 radiology-specific, enables us to serve a comprehensive spectrum of healthcare needs. Further service innovations, such as expanded wellness packages, chronic disease monitoring, and advanced genetic and molecular testing, are now woven into our product strategy, enabling Chandan to provide value-driven, preventive, and personalized healthcare for both individuals and institutions. By consistently launching new packages and specialty tests, we unlock fresh value for our customers while simultaneously increasing revenue per visit and fostering lasting relationships.

Strategic Partnerships, Subsidiaries, and Organizational Strength

Our efforts in the B2B and B2C space are complemented by a strong push into institutional business. Our involvement in projects like the National Health Mission in Uttarakhand demonstrates the increasing significance of public sector partnerships to our diversified revenue profile. Simultaneously, Chandan Pharmacy Limited, our wholly owned subsidiary, remains a vital pillar for growth, contributing upwards of 44% to the group's consolidated revenue through pharmaceuticals and medical consumables distribution. The synergy between diagnostics and pharmacy is a hallmark of our integrated healthcare approach, positioning us uniquely in the ecosystem.

None of this progress would be possible without our people. With a workforce now exceeding 1,140 staff members at year-end, our team is empowered, continuously trained, and deeply motivated to deliver upon our pledge of excellence every day. Our leadership team, with decades of domain expertise, continues to foster an environment of innovation, discipline, and integrity.

Industry Tailwinds and Future Outlook

We stand on the cusp of unprecedented change and growth in Indian healthcare. The diagnostics industry is expected to expand at an 8-10% CAGR through FY 2028, fueled by broader healthcare spending, a rising middle class, increased health awareness, and an accelerating digital revolution, bolstered by government initiatives such as the Ayushman Bharat Digital Mission. The continually rising allocation of public funds underscores

a national commitment to improving health access. Chandan is exceptionally positioned to tap into these favorable conditions with its scalable model and history of rapid market adaptation.

We embrace the future with clarity and ambition. Our core strategic priorities for the coming year include further automation of lab processes, expanding into new urban and rural micro-markets, launching more specialized offerings, and fostering innovation through digital transformation. Concurrently, we will continue to drive operational discipline, uphold strict corporate governance standards, and advance our initiatives for sustainable and inclusive growth.

Recognition, Governance, and Our Commitment

Chandan Healthcare's commitment to medical excellence and patient service is widely recognized, as seen in numerous awards and positive industry acknowledgments we have received over time. Guided by principles of ethical leadership, transparency, and robust governance, we place stakeholder interests and community trust above all else. Our Board and management team remain committed to the highest standards of accountability and prudent risk management, qualities that have become synonymous with the Chandan name. We recognize that true value is built not just through financial strength, but by strengthening the communities we serve and empowering every individual to lead a healthier, more informed life.

Looking Ahead

The road ahead is bright and full of potential. Our vision, to be North India's most trusted and reliable provider of evidence-based, technology-enabled healthcare diagnostics, remains our steadfast guiding light. We are focused on sustaining our growth momentum, investing in our people and technology, and ensuring that we continue to create lasting value for shareholders and society alike.

I express my deepest gratitude to all shareholders for your continued confidence and support, to our partners for your collaboration, and to every member of the Chandan family for your untiring dedication. Together, we aspire to shape a future where Chandan stands at the forefront of India's healthcare transformation, making a positive and enduring difference in the lives of millions every year.

With warm regards and sincere appreciation,

Dr. Amar Singh
Chairman & Managing Director



Company Overview

At Chandan Healthcare Limited, diagnostics form the foundation of our business and our identity. For over two decades, we have been committed to delivering accurate, affordable, and comprehensive diagnostic services through a strong network of centres and collection facilities across North and Central India. With NABH-accredited centres, NABL-certified laboratories, advanced imaging infrastructure, and an experienced medical team, we have built a reputation for quality, trust, and patient-centric care.

Our pharmacy business complements our core diagnostics offering. Through company-owned outlets, a centralised supply chain, and strong hospital-linked demand, we ensure uninterrupted access to medicines while enhancing convenience and customer loyalty. Together, our diagnostics and pharmacy services create a reliable healthcare ecosystem that supports patients throughout their journey of care.

As we expand our footprint across Tier 2 and Tier 3 cities and enter new markets with a hub-and-spoke model, we remain focused on strengthening our leadership in diagnostics while building on the synergies offered by pharmacy and digital healthcare. Guided by our patient-first philosophy, we continue to redefine healthcare delivery and create lasting value for all stakeholders.




Vision

To ensure healthcare access across every corner of the country by delivering affordable, high-quality diagnostic services built on trust, transparency, and advanced technology.



Mission

To create value, performance, and trust by delivering reliable diagnostic services while upholding the highest ethical and social standards.



Core Values

Customer First

Patient needs drive all our actions.

Quality & Trust

Our people and reputation are our greatest assets.

Confidentiality

We safeguard client information with utmost care.

Integrity & Ethics

We operate with fairness, transparency, and compliance.

Teamwork & Innovation

Collaboration and innovation power our growth.

Simplicity & Excellence

We keep processes simple and focus on continuous improvement.

Key Facts & Figures



20+

years of industry experience



1300+

Team Size



35 Cities Across 4 states Presence



360 Collection Centres



40 Diagnostic Centres



882+ Pathology Tests Offered



236+ Radiology Tests Offered



18.21 lakh Total Patient Count (FY25)



NABH Accreditation for 5 centres



NABL Accreditation For 10 Labs

FY25 Financial Highlights



Revenue ₹ 232.17 Cr



EBITDA ₹ 43.38 Cr



PAT ₹ 23.52 Cr





Our Journey

2003

Incorporated as Chandan Healthcare Limited and launched the first diagnostic centre in Indira Nagar, Lucknow.

2003

Expanded outside Uttar Pradesh with the first diagnostic centre in Dehradun, Uttarakhand.

2013

Strengthened regional leadership with consistent growth in diagnostics across multiple cities.

2023

Crossed turnover milestone of ₹100 Cr, reflecting scale and trust built over two decades.

2024

Surpassed turnover of ₹150 Cr and broadened presence with new diagnostic centres.

2025

Listed on the stock exchange and achieved turnover of ₹200 Cr. Entered new geographies including Rajasthan and Bihar, with expansion plans into Delhi, Raipur, and Bhopal.

Looking ahead, we are building on this journey to scale pan-India through our hub-and-spoke model, technology-driven diagnostics, and a patient-first approach.



Our Landmark Achievement

Listing on NSE Emerge

In 2025, we reached a defining milestone with the successful listing of Chandan Healthcare Limited on NSE Emerge. This achievement reflects the trust of our stakeholders and the strength of our integrated healthcare model.

The bell-ringing ceremony symbolised the beginning of a new chapter one that positions us to expand our reach, enhance transparency, and create long-term value. As a listed entity, we remain committed to sustainable growth, strong governance, and our mission of making quality diagnostics accessible across the country.





Our Services

Pathology

Pathology remains at the centre of our business model, In FY25, we conducted over 51 lakh pathology tests, supported by 10 NABL-accredited laboratories and 40 diagnostic centres across multiple states. Our test portfolio spans:

Routine Diagnostics (169 tests)

CBC, LFT, KFT, lipid profile, sugar, urine analysis.

Specialised Tests (713 tests)

Hormones, tumour markers, genetic & allergy tests.

Preventive Health Packages

Diabetes, cardiac risk, thyroid, vitamin screening. Digital-first services such as home sample collection and Chandan 24x7 app integration ensure patient convenience and wider reach.

In FY25 Pathology Contributed
Revenue of ₹96.50 Cr (41.94%)

Radiology – Advanced Imaging for Comprehensive Care

Our radiology vertical complements pathology, providing advanced imaging solutions with 8 MRI machines and 13 CT scanners across our network. We perform nearly 3 lakh radiology tests annually, covering:

Routine Imaging

X-ray, Ultrasound, CT scans.

Specialised Imaging

MRI, PET, mammography, neuroimaging.

Preventive Imaging

Cardiac CT, breast screening, full-body scans. State-of-the-art equipment and skilled radiologists enable early detection, accurate diagnosis, and superior patient outcomes

In FY25 Radiology Contributed
Revenue of ₹ 27.80 Cr (12.08%)

Pharmacy – Strengthening Accessibility & Care Continuity

Pharmacy plays a critical role in our integrated healthcare ecosystem, With 27 company-owned retail outlets across Uttar Pradesh, Uttarakhand, Madhya Pradesh, Chhattisgarh, and Delhi, we ensure uninterrupted medicine availability through a centralised, cold-chain enabled distribution system.

Consumer Base revenue

₹80.76 Cr from B2C and ₹31.87 Cr from B2B institutional sales.

Product Mix

Pharmaceuticals, Surgical, FMCG & others. Pharmacy not only enhances accessibility but also builds loyalty and enables cross-selling with diagnostics, reinforcing our integrated healthcare model.

In FY25 pharmacy Contributed
Revenue of ₹ 105.80 Cr (45.98%)

Balanced Business Model Across Retail, Government & Institutions

Our diversified business model ensures stability, scalability, and reduced risk, with revenue streams well-distributed across B2C, B2B, and B2G segments.



B2C (Retail Diagnostics)

Walk-in services across 35+ cities in 4 states

18 lakh+ patients served in FY25

Strong brand recall, reliable service, and affordable care

FY25 Revenue: ₹135.24 Cr (58.78%)



B2B (Institutional Clients)

Partnerships with 230+ private hospitals & clinics

Recurring, long-term relationships ensuring steady business

FY25 Revenue: ₹42.40 Cr (18.42%)



B2G (Government PPPs)

Public-Private Partnerships with state governments

Diagnostic services extended to government hospitals

Long-term contracts ensuring credibility and cash flow stability

FY25 Revenue: ₹52.45 Cr (22.80%)





Top Performing Centres Across Categories

Large Centres

8 Centres equipped with **MRI & advanced imaging** for comprehensive diagnostics

Deliver full-scale radiology and pathology services

Top Performing Centre: Ayodhya, Rikabganj

» Revenue: ₹8.43 Cr

» Customers Served: 85,904

Medium Centres

6 Centres equipped with **CT facilities (no MRI)**

Focus on essential imaging services and diagnostics

Top Performing Centre: Lucknow, Indira Nagar

» Revenue: ₹8.98 Cr

» Customers Served: 55,001

Small Centres

26 Centres offering **basic healthcare & diagnostics without MRI/CT**

Primarily cater to Tier-2/3 regions with accessible services

Top Performing Centre: Haldwani, Nainital Road

» Revenue: ₹2.36 Cr

» Customers Served: 25,324



Expansive Regional Footprint

Our diagnostic network is strategically spread across North and Central India, ensuring accessibility and trust across urban and semi-urban regions. The network comprises a balanced mix of large, medium, and small centres, supported by a wide base of collection centres.


8 Large Centres
Equipped with MRI and advanced imaging for comprehensive diagnostics

6 Medium Centres
CT-enabled facilities catering to essential imaging needs

26 Small Centres
Offering basic healthcare and diagnostics in Tier-2/3 regions

360 Collection Centres
Extending reach into underserved communities and strengthening last-mile connectivity

This hub-and-spoke model allows us to serve patients across **35+ cities in 4 states**, combining advanced diagnostics with localised access to care.





Diagnostic Infrastructure & Quality Accreditations

Chandan Healthcare operates a strong network of diagnostic centres equipped with advanced technology and modern facilities. From high-end pathology labs to imaging suites with MRI and CT scanners, our centres are built to ensure accuracy, efficiency, and patient comfort. Skilled professionals and trained technicians manage every stage of testing, ensuring reliable outcomes.

Quality remains central to our operations. We are accredited by India's leading institutions, with 5 NABH-accredited centres and 10 NABL-certified laboratories. These recognitions reinforce our commitment to maintaining the highest standards of diagnostic accuracy, patient safety, and regulatory compliance.



Technology-Driven Healthcare

Through our Chandan 24x7 app (100K+ downloads), we bring healthcare services to patients' fingertips. The app serves as a unified platform for diagnostics, pharmacy, and doctor consultations with seamless integration of offline and online services.

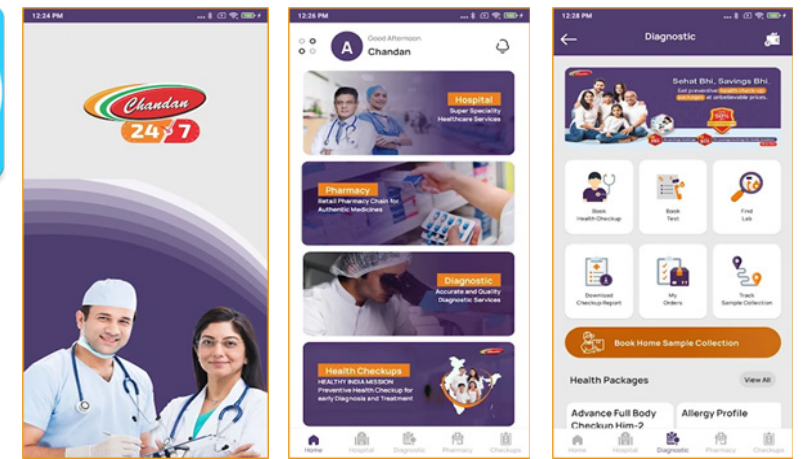
Access to 90+ medical specialties with 24x7 availability

Lab test bookings, full-body health check-ups, and home sample collection

Digital reports, prescriptions, and purchase history in one place

Instant assistance through call centre support

This digital-first approach enhances customer convenience, strengthens loyalty, and improves operational efficiency.



Affordable Healthcare, Strengthened Loyalty

The Chandan Family Loyalty Card is an integrated membership programme that ensures affordability and convenience for patients while deepening engagement.

Family-wide coverage with one card

Up to 70% savings on tests, consultations, and check-ups

Discounts on medicines via app and retail stores

Instant access to reports and 24x7 support

For Chandan, the programme boosts patient loyalty, enables cross-selling across services, creates recurring revenue streams, and further strengthens our leadership position in North India.





Key Strengths Driving Sustainable Growth

Integrated Diagnostic Platform

- » Offers 1,400 + pathology and radiology tests
- » Supported by NABL/NABH-accredited infrastructure

Company-Owned Model


- » All diagnostic centres and labs are owned and operated by Chandan
- » Ensures consistent quality control and operational efficiency

Digital Ecosystem with Strong Adoption

- » 100K+ downloads of the Chandan 24x7 App
- » Offers e-pharmacy, doctor consultations, test bookings, and digital records

Experienced Leadership

- » Promoter-led with 20+ years of expertise in healthcare, operations, and marketing



Widespread Network

- » Presence across 19 cities in Uttar Pradesh and all 14 districts of Uttarakhand
- » Operating 40 diagnostic centres and 360 collection centres

Multi-Channel Revenue Model

- » Balanced mix of B2C (retail customers), B2B (hospital tie-ups), and B2G (government contracts)
- » Complemented by a growing retail and wholesale pharmacy business

Tier 2/3 Market Focus

- » Strong presence in underserved regions
- » Localised pricing and personalised service driving repeat business

Future Roadmap

Chandan Healthcare

Our growth roadmap is designed to build a stronger, integrated, and technology-enabled healthcare platform

Building an Integrated Healthcare Ecosystem

Combine diagnostics, pharmacy, and digital access into a unified service model

Driving Regional Leadership

Strengthen North & Central India through a hub-and-spoke model before scaling pan-India

Leveraging Technology for Differentiation

Deploy AI/ML, predictive analytics, and telemedicine for advanced diagnostics and patient engagement

Forging Strategic Partnerships

Collaborate with hospitals, insurers, and digital health platforms to broaden reach

Expanding Pharmacy as a Growth Lever

Position outlets as revenue engines and customer acquisition points

Maintaining Capital Efficiency

Fund growth largely through internal accruals; raise capital selectively

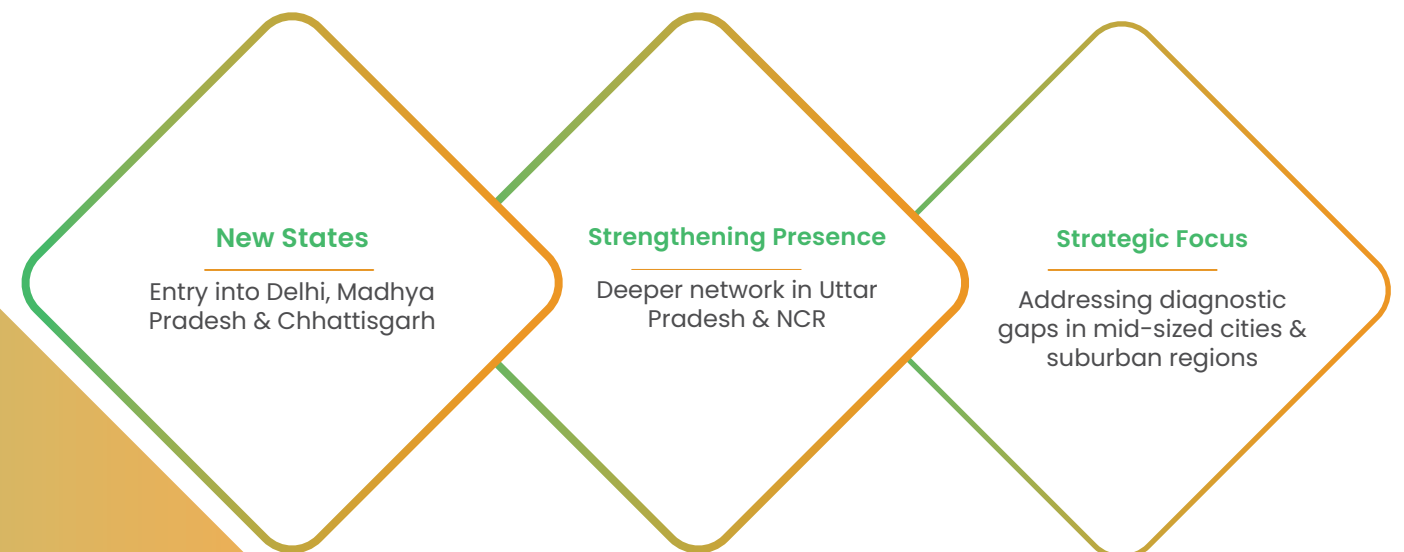
Unlocking Future Value

Explore value unlocking via pharmacy restructuring once diagnostics achieve larger scale

Expanding Footprint Across North & Central India

We are steadily expanding our presence across high-growth Tier-2/3 and suburban markets, focusing on regions with rising demand for integrated diagnostic services.

Expansion Highlights

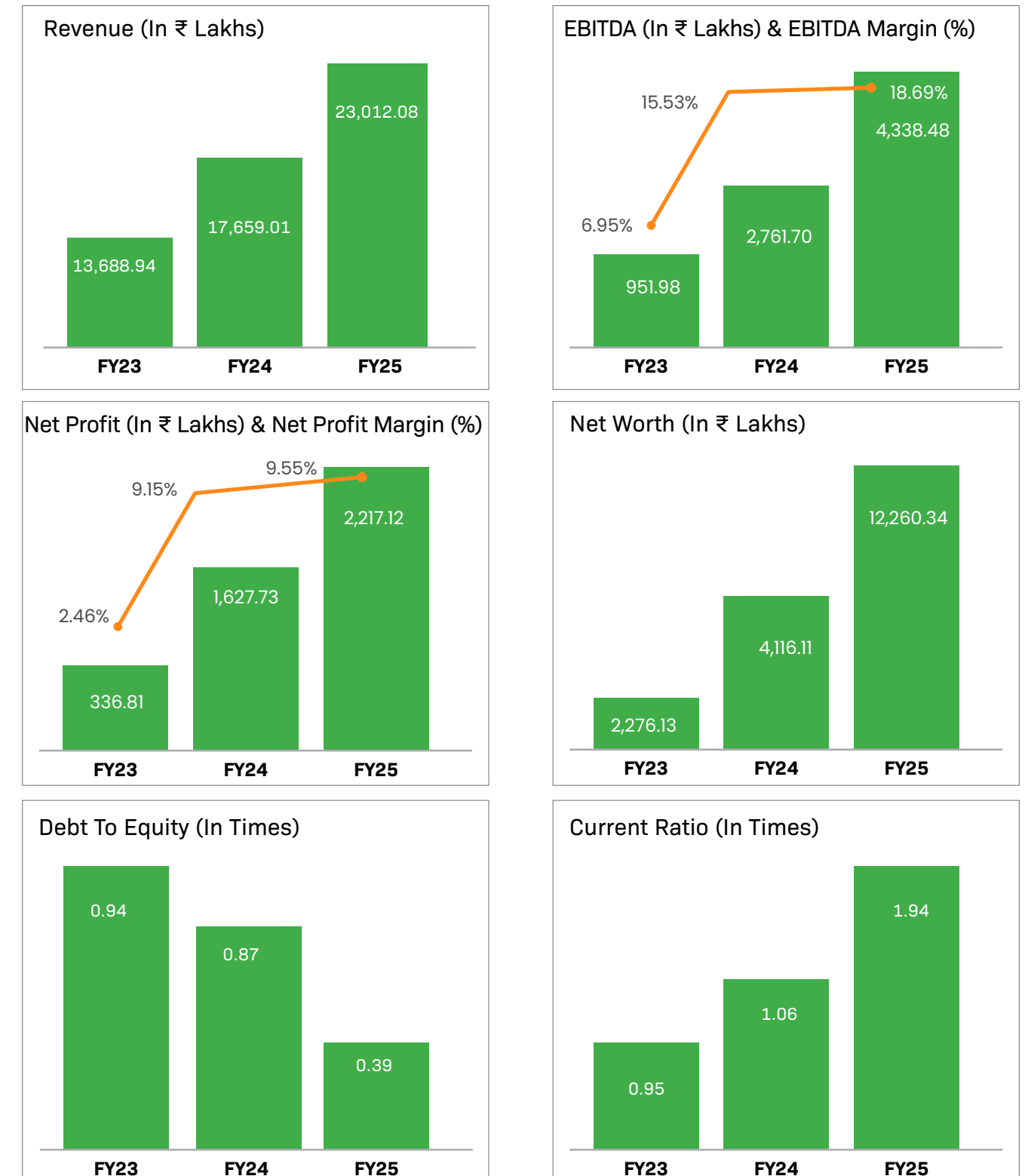




Financial Highlights

Particulars	FY23	FY24	FY25
Profit & Loss Statement			
Revenues	13,688.94	17,659.01	23,012.08
Other Income	13.98	122.18	205.14
Total Income	13,702.92	17,781.19	23,217.22
Expenses	12,750.94	15,019.49	18,878.74
EBITDA	951.98	2,761.70	4,338.48
EBITDA Margin	6.95%	15.53%	18.69%
Interest	241.91	275.23	457.53
Depreciation	208.95	340.4	674.48
PBT	501.12	2,146.07	3,206.47
PBT Margin (%)	3.66%	12.07%	13.81%
Tax	142.49	510.49	854.92
minority interest	21.82	7.85	134.43
Net Profit	336.81	1,627.73	2,217.12
Net Profit Margin (%)	2.46%	9.15%	9.55%
EPS (₹)	1.68	8.14	10.78
Balance Sheet			
Non Current Assets			
Fixed Assets	3,255.60	4,849.39	8,045.39
Other Non Current Assets	1,202.54	824.74	1,985.35
Non Current Assets	4,458.14	5,674.13	10,030.74
Current Assets			
Inventories	987.12	1,824.37	3,137.07
Trade Receivable	2,368.84	2,860.93	4,669.74
Other Current Asset	1,999.38	1,447.77	3,224.15
Current Assets	5,355.34	6,133.07	11,030.96
Total Assets	9,813.48	11,807.20	21,061.70
Equity	2,000	2,000	2,445.21
Reserve & Surplus	276.13	2,116.11	9,815.13
Non Controlling Interests	729.89	246.02	380.45
Net Worth	2,276.13	4,116.11	12,260.34
Long Term Borrowings	789.04	1,217.56	2,214.46
Other Non Current Liabilities	358.49	445.55	518.43
Total Non Current Liabilities	1,147.53	1,663.11	2,732.89
Short Term Borrowings	1,346.46	2,373.55	2,601.92
Trade Payables	3,494.19	1,950.96	2,578.38
Short Term Provisions	51.26	34.68	69.04
Other Current Liabilities	768.02	1,422.77	438.78
Total Current Liabilities	5,659.93	5,781.96	5,688.12
Total Liabilities	9,813.48	11,807.20	21,061.80
Cashflow Statement			
Cash from Operations	449.78	111.71	-2,905
Cash from Investments	-648.96	-1,482.7	-3,575
Cash from Financial Activities	246.01	1,556.6	6,711

Financial Highlights





Board Of Directors



Amar Singh

Promoter, Chairman & Managing Director

Dr. Amar Singh has been associated with the Company since its inception and was re-designated as Managing Director on March 30, 2024. A qualified MBBS professional with over two decades of experience in the healthcare industry, he leads the overall operations and strategic direction of the Company. His role includes setting business objectives, driving growth strategies, and ensuring delivery of high-quality diagnostic services. Under his leadership, Chandan has scaled its network across North India while building a reputation for quality and trust.



Amit Gupta

Non-Executive Independent Director

Mr. Amit Gupta holds a B.Sc. degree and is a Fellow Member of the Institute of Company Secretaries of India (ICSI). He also holds a Diploma in Business Finance from ICFAI and a Certificate of Practice. With over 20 years of experience in compliance and corporate governance, he joined the Board on August 13, 2024 as an Independent Director.



Asmita Singh

Promoter & Managing Director

Ms. Asmita Singh has been associated with the Company since inception and was re-designated as Managing Director on March 30, 2024. She holds a Bachelor of Business Administration and an MBA, bringing over 20 years of marketing expertise. She drives operational excellence, marketing initiatives, and customer engagement strategies at Chandan. Her leadership has been recognized with the India's Most Prominent Women Empowerment Award (2019).



Brahma Nand Bhartiya

Non-Executive Independent Director

Mr. Brahma Nand Bhartiya holds B.A. and M.A. degrees and retired in 2014 as Assistant Labour Commissioner, Uttar Pradesh. He brings administrative experience and expertise in labour regulations. He joined the Board on August 13, 2024 as an Independent Director.



Vinay Lamba

Non-Executive Director

Mr. Vinay Lamba has been associated with Chandan since inception and was re-designated as Non-Executive Director on July 01, 2024. A qualified Marine Engineer with a Certificate of Competency as Marine Engineer Officer Class I, he brings over a decade of technical and operational experience. He works closely on procurement strategies, calibration standards, and equipment performance, while contributing to the Company's long-term planning.



Vinod Jain

Independent Director

Dr. Vinod Jain holds an MS in General Surgery and is a Fellow of the American College of Surgeons (ACS) as well as the International College of Surgeons (ICS). He brings extensive clinical expertise and medical leadership to the Board, joining as an Independent Director on August 13, 2024.



Company Information

BOARD OF DIRECTORS

Mr. Amar Singh
Chairman & Managing Director

Mrs. Asmita Singh
Managing Director

Mr. Vinay Lamba
Non-Executive Director

Mr. Brahma Nand Bhartiya
Independent Director

Mr. Amit Gupta
Independent Director

Mr. Vinod Jain
- Independent Director

CHIEF FINANCIAL OFFICER

Mr. Rajeev Kumar Nain

COMPANY SECRETARY & COMPLIANCE OFFICER

Mr. Rajeev Kumar Nain

BANKERS

1. HDFC Bank Limited
2. ICICI Bank Limited
3. Punjab National Bank
4. Indian Overseas Bank
5. State Bank of India

STATUTORY AUDITORS

M/s. MSNT & Associates LLP
Chartered Accountants
A-40, I- Thum, Tower-B, 10th Floor,
Unit No. 1033, Sector 62,
Noida-201005
Firm's Registration No: 018542C/C400322
Peer Review Certificate: 013922

INTERNAL AUDITORS

M/s Renu Agrawal & Co.
Chartered Accountants (Firm Reg No. 018547C)
Unit No. 302, Vipul Trade Centre, Sector 48,
Sohna Road, Gurgaon- 122018
E-mail: carajatgarg@gmail.com; Rajat@raac.in
Tel: +91-8800446684

COST AUDITORS

M/s Rahul Jain & Associates.,
Cost and Management Accountants
Office No. 606 Signature Global Mall Vaishali Sec-3
Ghaziabad Uttar Pradesh- 201010
Membership No- 32521
Firm's Registration No: 101515

REGISTRAR & SHARE TRANSFER AGENT

KFin Technologies Limited
Selenium Tower-B, Plot 31 & 32, Gachibowli, Financial District,
Nanakramguda, Serilingampally, Hyderabad – 500 032, Telangana
Email:chl.ipo@kfintech.com Website: http://www.kfintech.com
Tel: : +91 40 6716 2222

REGISTERED OFFICE

CHANDAN HEALTHCARE LIMITED
Biotech Park, Sector G, Jankipuram, Kursi Road, Lucknow226021, Uttar Pradesh, India
Email: secretarial@chandan.co.in
Website: https://chandandiagnostic.com

Company Information

AUDIT COMMITTEE

Name of the Director	Nature of Directorship	Designation
Amit Gupta	Independent Director	Chairman
Brahma Nand Bhartiya	Independent Director	Member
Vinod Jain	Independent Director	Member
Amar Singh	Managing Director	Member

NOMINATION AND REMUNERATION COMMITTEE

Amit Gupta	Independent Director	Member
Brahma Nand Bhartiya	Independent Director	Chairman
Vinod Jain	Independent Director	Member
Vinay Lamba	Non-Executive Director	Member

STAKEHOLDERS' RELATIONSHIP COMMITTEE

Vinay Lamba	Non-Executive Director	Chairman
Amar Singh	Managing Director	Member
Brahma Nand Bhartiya	Independent Director	Member
Vinod Jain	Independent Director	Member

CSR COMMITTEE

Amar Singh	Managing Director	Chairman
Brahma Nand Bhartiya	Independent Director	Member
Vinay Lamba	Non-Executive Director	Member



Notice Of The Annual General Meeting

NOTICE is hereby given that the Twenty-Second Annual General Meeting of Chandan Healthcare Limited will be held on Monday, September 29, 2025, at 04.00 p.m. (IST), through Video Conferencing/Other Audio-Visual Means to transact the following businesses:

ORDINARY BUSINESS:

1. To receive, consider and adopt:
 - a. the Audited Standalone Financial Statements of the Company for the financial year ended March 31, 2025 together with the Reports of the Board of Directors and Auditors thereon; and
 - b. the Audited Consolidated Financial Statements of the Company for the financial year ended March 31, 2025 together with the Reports of the Auditors thereon.
2. To appoint a Director in place of Mr. Amar Singh (DIN: 01096328), who retires by rotation and being eligible, offers himself, for re-appointment.
3. To appoint a Director in place of Ms. Asmita Singh (DIN: 01098055), who retires by rotation and being eligible, offers herself, for re-appointment.
4. To appoint a Director in place of Mr. Vinay Lamba (DIN: 01220153), who retires by rotation and being eligible, offers himself, for re-appointment.

SPECIAL BUSINESS:

5. To appoint Secretarial Auditors for a period of five years.

To consider and, if thought fit, to pass the following Resolution as an **Ordinary Resolution**:

"RESOLVED THAT pursuant to the provisions of Section 204 and other applicable provisions of the Companies Act, 2013 ("the Act"), read with the Companies (Appointment and Remuneration of Managerial Personnel) Rules, 2014 and other applicable Rules, if any, (including any statutory modification(s) or amendment(s) or re-enactment thereof for the time being in force), and other applicable Regulations of the Securities and Exchange Board of India (Listing Obligations and Disclosure Requirements) Regulations, 2015, as amended from time to time, based on the recommendation of the Audit Committee and approval of the Board of the Directors of the Company, the Members hereby accord its approval to appoint, M/s. Umesh Kumar &

Associates., Company Secretaries (Firm Registration No. I2009DE661900), as the Secretarial Auditors of the Company for a term of five consecutive years to conduct the Secretarial Audit for the financial year 2024-25 to 2028-29, on such remuneration as may be decided by the Board of Directors on the recommendation of the Audit Committee.

RESOLVED FURTHER THAT the Board of Directors, which term shall deem to include any Committee constituted by the Board, be and is hereby authorised to do all such acts, deeds, matters and take all such steps as may be considered necessary, proper or expedient to give effect to this Resolution."

6. To ratify remuneration of the Cost Auditor for the financial year ending on March 31, 2026.

To consider and, if thought fit, to pass the following Resolution as an **Ordinary Resolution**:

"RESOLVED THAT pursuant to the provisions of Section 148 and other applicable provisions of the Companies Act, 2013, read with the Companies (Audit and Auditors) Rules, 2014 and other applicable Rules, if any, (including any statutory modification(s) or amendment(s) or re-enactment thereof for the time being in force), the remuneration of ₹ 1,00,000/- (Rupees One Lakh Only) plus applicable taxes and reimbursement of out-of-pocket expenses, payable to M/s. Rahul Jain & Associates Cost Accountants, Ghaziabad (Firm Registration No. 101515, to audit the cost records of the Company for the financial year ending on March 31, 2026, as approved by the Board of Directors on the recommendation of the Audit Committee, be and is hereby ratified.

RESOLVED FURTHER THAT the Board of Directors, which term shall deem to include any Committee constituted by the Board, be and is hereby authorised to do all such acts, deeds, matters and take all such steps as may be considered necessary, proper or expedient to give effect to this Resolution."

By Order of the Board of Directors
For **Chandan Healthcare Limited**

Rajeev Kumar Nain
Company Secretary

Notice Of The Annual General Meeting

NOTES:

1. Explanatory Statement pursuant to Section 102 of the Act relating to Item no. 5 and 6 of the Notice of the 22nd AGM, which is considered to be unavoidable by the Board of Directors of the Company, is annexed hereto. Also, relevant details in respect of Directors seeking re-appointment at the AGM, in terms of Regulation 36(3) of the SEBI Listing Regulations and Clause 1.2.5 of Secretarial Standard-2 on General Meetings are also annexed to this notice.
2. The Ministry of Corporate Affairs ("MCA") has vide its General Circular nos. 14/2020 and 17/2020 dated April 8, 2020 and April 13, 2020 respectively, in relation to "Clarification on passing of ordinary and special resolutions by companies under the Companies Act, 2013 and the rules made thereunder on account of the threat posed by COVID-19", General Circular no. 20/2020 dated May 5, 2020, and subsequent circulars issued in this regard, the latest being 09/2024 dated 19th September, 2024 in relation to "Clarification on holding of Annual General Meeting ("AGM") through Video Conferencing (VC) or Other Audio Visual Means (OAVM)", (collectively referred to as "MCA Circulars") permitted the holding of the AGM through VC/ OAVM, without the physical presence of the Members at a common venue. In compliance with the MCA Circulars, the AGM of the Company is being held through VC /OAVM. The registered office of the Company shall be deemed to be the venue for the AGM.

In this Annual Report, the connotation of "Members" and "Shareholders" is the same

Accordingly, in compliance with the applicable provisions of the Act read with the said Circulars and SEBI Listing Regulations, the Company has decided to convene its 22nd AGM through VC/OAVM and the Members can attend and participate in the AGM through VC/OAVM.

3. Pursuant to the provisions of the Act, a Member entitled to attend and vote at the AGM is entitled to appoint a proxy to attend and vote on his/her behalf and the proxy need not be a Member of the Company. However, Since the AGM is being held in accordance with the Circulars through VC/OAVM, the facility for the appointment of proxies by the members will not be available. THE FACILITY TO APPOINT A PROXY TO ATTEND AND CAST VOTE FOR THE SHAREHOLDER IS NOT MADE AVAILABLE FOR THIS AGM and hence the Proxy Form and Attendance Slip are not annexed to this Notice.

4. Participation of members through VC/OAVM will be reckoned for the purpose of quorum for the AGM as per Section 103 of the Act.
5. In case of Joint holders attending the AGM, the shareholder whose name appears as the first holder in the order of names as per the Register of Members of the Company will be entitled to vote.
6. Corporate members intending to attend the AGM through authorized representatives are requested to send a scanned copy of duly certified copy of the board or governing body resolution authorizing the representatives to attend and vote at the Annual General Meeting. The said Resolution/ Authorization shall be sent to the Scrutinizer by email through its registered email address to acs@acsadvisors.in with a copy marked to einward.ris@kfintech.com
7. The Members can join the AGM through the VC/ OAVM mode 30 minutes before the scheduled time of the commencement of the Meeting by following the procedure mentioned in the Notice. The facility of participation at the AGM through VC/OAVM will be made available for 1000 members on a first come first served basis.
8. In line with the relevant Circulars issued by the MCA and SEBI, the Annual Report including Notice of the 22nd AGM of the Company inter alia indicating the process and manner of e-voting is being sent by e-mail, to all the Shareholders whose e-mail IDs are registered with the Company / Depository Participant(s) for communication purposes to the Shareholders and to all other persons so entitled.

Further, in terms of the applicable provisions of the Act, SEBI Listing Regulations read with the relevant Circulars issued by MCA and SEBI, the Annual Report including Notice of the 22nd AGM of the Company will also be available on the website of the Company at www.chandandiagnostic.com, The same can also be accessed from the websites of the Stock Exchanges i.e. National Stock Exchange of India Limited at www.nseindia.com. Members who have not registered their email address so far are requested to register their email address for receiving all communication including Annual Report, Notices, etc., from the Company electronically.

9. Members are requested to address all correspondence, to the Company's Registrar & Transfer Agent - KFin Technologies Limited (RTA), Selenium, Tower-B, Plot 31-32, Financial



Notice Of The Annual General Meeting

District, Nanakramguda, Serilingampally Mandal, Hyderabad-500032. Members holding shares in electronic mode should address all their correspondence to their respective Depository Participants (DPs).

10. The Register of Directors and Key Managerial Personnel and their shareholding maintained under Section 170 of the Act and the Register of Contracts or arrangements in which Directors are interested maintained under Section 189 of the Act will be available during the meeting for inspection through the VC/OAVM facility of KFin, to the Members attending the AGM.
11. In compliance with Section 108 of the Act, read with the corresponding rules, Regulation 44 of the LODR Regulations and in terms of SEBI circular no. SEBI/HO/CFD/CMD/CIR/P/2020/242 dated December 9, 2020, the Company has provided a facility to its members to exercise their votes electronically through the electronic voting (e-voting) facility provided by the RTA of the Company i.e. KFin Technologies Limited (KFin). Members who have cast their votes by remote e-voting prior to the AGM may participate in the AGM but shall not be entitled to cast their votes again. The manner of voting remotely by members holding shares in dematerialized mode, physical mode and for members who have not registered their email addresses is provided in the 'Instructions for e-voting' section which forms part of this Notice. The Board has appointed Akshat Garg & Associates, Practicing Company Secretary) Practicing Company Secretary, as the scrutinizer ("Scrutinizer") for conducting the e-voting process in a fair and transparent manner.
12. Members desiring any additional information with regard to Accounts/Annual Report or have any question or query are requested to write to the Company Secretary on the Company's investor email-id secretarial@chandan.co.in, so as to enable the Management to keep the information ready. Please note that, Members questions will be answered only if they continue to hold the shares as on Saturday, September 20, 2025, i.e., the 'cut-off' date for e-voting.

- **Instructions for e-voting and joining the e-AGM are as follows:**

- A. **Voting through electronic means:**

- I. However, in pursuant to SEBI circular no. SEBI/HO/CFD/CMD/CIR/P/2020/242 dated December 9,2020, on "e-Voting facility provided by Listed Companies", e-Voting process has been enabled to all the individual demat account holders, by way of single login credential, through their demat accounts / websites of Depositories / DPs in order to increase the efficiency of the voting process.
- II. Individual demat account holders would be able to cast their vote without having to register again with the e-Voting service provider (ESP) thereby not only facilitating seamless authentication but also ease and convenience of participating in e-Voting process. Shareholders are advised to update their mobile number and e-mail ID with their DPs to access e-Voting facility.
- III. The remote e-Voting period commences on September 24, 2025 at 09:00 A.M. and ends on September 28, 2025 at 05:00 P.M. During this period, the members of the Company holding shares either in physical form or in demat form, as on the Cut-off Date, i.e., Saturday, September 20, 2025 may cast their vote by remote e-voting. The remote e-voting module shall be disabled by KFin for voting thereafter. Once the vote on a resolution is cast by a member, the member shall not be allowed to change it subsequently. Members, who cast their vote by remote e-voting, may attend the meeting through VC/OAVM, but will not be entitled to cast their vote once again on the resolutions.
- IV. The voting rights of Members shall be in proportion to their shares in the paid-up equity share capital of the Company as on the cut-off date.
- V. Any person holding shares in physical form and non-individual shareholders, who acquires shares of the Company and becomes a Member of the Company after sending of the Notice and holding shares as on the cut-off date, may obtain the login ID and password by sending a

Notice Of The Annual General Meeting

request at evoting@Kfintech.com. However, if he /she is already registered with "KFin" for remote e-Voting then he /she can use his / her existing User ID and password for casting the vote.

- VI. In case of Individual Shareholders holding securities in demat mode and who acquires shares of the Company and becomes a Member of the Company after sending of the Notice and holding shares as on the cut-off date may follow steps mentioned below under "Login method for remote e-Voting and joining virtual meeting for Individual shareholders holding securities in demat mode."
- VII. The facility for voting during the AGM will also be made available. Members present in the AGM through VC and who have not cast their vote on the resolutions through remote e-voting and are otherwise not barred from doing so, shall be eligible to vote through the e-voting system during the AGM.
- VIII. The details of the process and manner for remote e-voting are explained herein below:

Step 1: Access to Depositories e-Voting system in case of individual shareholders holding shares in demat mode.

Step 2: Access to Kfintech e-Voting system in case of shareholders holding shares in physical and non-individual shareholders in demat mode.

Details on Step 1 are mentioned below:

- i) Login method for remote e-Voting for Individual shareholders holding securities in demat mode.

Type of shareholders	Login Method
Individual shareholders holding securities in Demat mode with National Securities Depository Limited ("NSDL")	<p>A. User already registered for IDeAS facility:</p> <ol style="list-style-type: none"> 1. Visit URL: https://eservices.nsdl.com 2. Click on the "Beneficial Owner" icon under 'IDeAS' section. 3. On the new page, enter User ID and Password. Post successful authentication, click on "Access to e-Voting" 4. Click on Company Name or e-Voting service provider and you will be re-directed to e-voting service provider website for casting your vote during the remote e-Voting period. <p>B. User not registered for IDeAS e-Services:</p> <ol style="list-style-type: none"> 1. To register click on link: https://eservices.nsdl.com 2. Select "Register Online for IDeAS " Portal or click on https://eservices.nsdl.com/SecureWeb/IdeasDirectReg.jsp. 3. Proceed with completing the required fields <p>C. By visiting the e-Voting website of NSDL:</p> <ol style="list-style-type: none"> 1. Open URL: https://www.evoting.nsdl.com/ either on a Personal Computer or on a mobile. 2. Click on the icon "Login" which is available under 'Shareholder/Member' section 3. A new screen will open. You will have to enter your User ID (i.e. your sixteen digit Demat account number hold with NSDL), Password/OTP and a Verification Code as shown on the screen. 4. Post successful authentication, you will be redirected to NSDL Depository site wherein you can see e-Voting page. 5. Click on Company name or e-Voting service provider name and you will be redirected to e-Voting service provider website for casting your vote during the remote e-Voting period.



Notice Of The Annual General Meeting

Type of shareholders	Login Method
Individual Shareholders holding securities in Demat mode with Central Depository Services (India) Limited ("CDSL")	<p>A. Existing user who has opted for Easi/Easiest</p> <ol style="list-style-type: none"> Visit URL: https://web.cdslindia.com/myeasi/home/login or URL: www.cdslindia.com Click on New System Myeasi; Login with your registered user ID and Password After successful login of Easi / Easiest, Option will be made available to reach e-voting page Click on e-voting service provider name to cast your vote <p>B. User not registered for Easi/Easiest</p> <ol style="list-style-type: none"> Option to register is available at: https://web.cdslindia.com/myeasi/Registration/EasiRegistration Proceed with completing the required fields. <p>C. By visiting the e-Voting website of CDSL:</p> <ol style="list-style-type: none"> Visit URL: www.cdslindia.com Provide Demat Account Number and PAN No. System will authenticate user by sending OTP on registered Mobile & Email as recorded in the Demat Account. After successful authentication, user will be provided links for the respective e-voting service provider i.e. Kfintech where the e-voting is in progress.
Individual Shareholder login through their demat accounts / Website of Depository Participant	<ol style="list-style-type: none"> You can also login using the login credentials of your demat account through your DP registered with NSDL / CDSL for e-Voting facility. Once logged-in, you will be able to see e-Voting option. Once you click on e-Voting option, you will be redirected to NSDL / CDSL Depository site after successful authentication, wherein you can see e-Voting feature. Click on options available against company name e-Voting service provider –Kfintech and you will be redirected to e-Voting website of Kfintech for casting your vote during the remote e-Voting period without any further authentication.

Important note:

Members who are unable to retrieve User ID / Password are advised to use Forgot user ID and Forgot Password option available at respective websites.

Helpdesk for Individual Shareholders holding securities in demat mode for any technical issues related to login through Depository i.e., NSDL and CDSL.

Login type	Helpdesk details
Individual Shareholders holding securities in Demat mode with NSDL	Members facing any technical issue in login can contact NSDL helpdesk by sending a request at evoting@nsdl.co.in or call at toll free no.: 1800 1020 990 and 1800 22 44 30
Individual Shareholders holding securities in Demat mode with CDSL	Members facing any technical issue in login can contact CDSL helpdesk by sending a request at helpdesk.evoting@cdslindia.com or contact at 022-23058738 or 22-23058542-43.

Notice Of The Annual General Meeting

Details on Step 2 are mentioned below:

- Login method for e-Voting for shareholders other than Individual's shareholders holding securities in demat mode and shareholders holding securities in physical mode.
 - Members whose email IDs are registered with the Company/ Depository Participants (s), will receive an email from Kfintech which will include details of E-Voting Event Number (EVEN), USER ID and password. They will have to follow the following process:**
 - Launch internet browser by typing the URL: <https://evoting.kfintech.com/>
 - Enter the login credentials (i.e. User ID and password). In case of physical folio, User ID will be EVEN (E-Voting Event Number) xxxx, followed by folio number. In case of Demat account, User ID will be your DP ID and Client ID. However, if you are already registered with Kfintech for e-voting, you can use your existing User ID and password for casting the vote.
 - After entering these details appropriately, click on "LOGIN".
 - You will now reach password change Menu wherein you are required to mandatorily change your password. The new password shall comprise of minimum 8 characters with at least one upper case (A-Z), one lower case (a-z), one numeric value (0-9) and a special character (@, #, \$, etc.,). The system will prompt you to change your password and update your contact details like mobile number, email ID etc. on first login. You may also enter a secret question and answer of your choice to retrieve your password in case you forget it. It is strongly recommended that you do not share your password with any other person and that you take utmost care to keep your password confidential.
 - You need to login again with the new credentials.
 - On successful login, the system will prompt you to select the "EVENT" i.e., 'Chandan Healthcare Limited-AGM' and click on "Submit"
 - On the voting page, enter the number of shares (which represents the number of votes) as on the Cut-off Date under "FOR/AGAINST" or alternatively, you may partially enter any number in "FOR" and partially "AGAINST" but the total number in "FOR/

AGAINST" taken together shall not exceed your total shareholding as mentioned herein above. You may also choose the option ABSTAIN. If the Member does not indicate either "FOR" or "AGAINST" it will be treated as "ABSTAIN" and the shares held will not be counted under either head.

- Members holding multiple folios/demat accounts shall choose the voting process separately for each folio/ demat accounts.
- Voting has to be done for each item of the notice separately. In case you do not desire to cast your vote on any specific item, it will be treated as abstained.
- You may then cast your vote by selecting an appropriate option and click on "Submit".
- A confirmation box will be displayed. Click "OK" to confirm else "CANCEL" to modify. Once you have voted on the resolution (s), you will not be allowed to modify your vote. During the voting period, Members can login any number of times till they have voted on the Resolution(s).
- Corporate/Institutional Members (i.e., other than Individuals, HUF, NRI etc.) are also required to send scanned certified true copy (PDF Format) of the Board Resolution/Authority Letter etc., authorizing its representative to attend the AGM through VC / OAVM on its behalf and to cast its vote through remote e-voting. Together with attested specimen signature(s) of the duly authorized representative(s), to the Scrutinizer at email id acs@acsadvisors.in with a copy marked to evoting@kfintech.com. The scanned image of the above-mentioned documents should be in the naming format "Corporate Name Event No. _____"
- In case of any queries/grievances, you may refer the Frequently Asked Questions (FAQs) for members and e-voting User Manual available at the 'download' section of <https://evoting.kfintech.com> or call KFin on 1800 309 4001 (toll free).
- Members whose email IDs are not registered with the Company/Depository Participants(s), and consequently the Annual Report, Notice of AGM and e-voting instructions cannot be serviced, will have to follow the following process:
 - Members holding shares in physical form are requested to register/update their KYC details including email address by submitting duly filled and



Notice Of The Annual General Meeting

signed Form ISR-1 along with self-attested copy of the PAN card and such other documents as prescribed in the Form. The said form is available on the website of the Company at <https://www.chandandiagnostic.com/investors/#sebi-kyc-forms> and on the website of KFin at <https://ris.kfintech.com/clientservices/isc/isrforms.aspx> duly Filled form can be submitted in Person at any of the Branches of KFIN, details of which are available on the link :<https://www.kfintech.com/contact-us/>. Forms can be e-Signed and submitted online along with requisite documents by following the link: : <https://kprism.kfintech.com/> or Physical forms can be sent through post to the address of our RTA - KFin Technologies Limited (Formerly known as KFin Technologies Private Limited) , Selenium Building, Tower-B, Plot No 31 & 32, Financial District, Nanakramguda, Serilingampally, Hyderabad, Rangareddy, Telangana India - 500032.

- ii. After receiving the e-voting instructions, please follow all steps above to cast your vote by electronic means.

Instructions for members for voting during the e-AGM session:

1. The e-voting window shall be activated upon instructions of the Chairman during the e-AGM.
2. Only those members/shareholders, who will be present in the e-AGM and who have not cast their vote through remote e-voting and are otherwise not barred from doing so are eligible to vote.
3. Members who have voted through remote e-voting will still be eligible to attend the e-AGM.
4. Members attending the e-AGM shall be counted for the purpose of reckoning the quorum under section 103 of the Act.
5. Voting at e-AGM will be available at the end of the e-AGM and shall be kept open for 15 minutes. Members viewing the e-AGM, shall click on the 'e-voting' sign placed on the left-hand bottom corner of the video screen. Members will be required to use the credentials, to login on the e-Meeting webpage, and click on the 'Thumbs-up' icon against the unit to vote.

Instructions for members for attending the E-AGM

1. Members will be able to attend the e-AGM through VC/OAVM or view the live webcast of e-AGM provided by KFin at <https://emeetings.kfintech.com> by using their remote e-voting login credentials and by clicking on the tab "video conference". The link for e-AGM will be available in members login, where the EVENT and the name of the Company can be selected.
2. Alternatively, members can use their Registered Mobile number to obtain the OTP and login by using the Mobile OTP option.
3. Members registered as speakers will be allowed to use their camera / webcam during e-AGM and hence are requested to use the internet with good bandwidth to avoid any disconnection or disturbance during the meeting.
4. While all efforts would be made to make the meeting smooth, participants connecting through mobile devices, tablets, laptops, etc. may at times experience audio/video loss due to fluctuation in their respective networks. Use of a stable Wi-Fi or LAN connection can mitigate some of the technical glitches.
5. Members who need technical assistance before or during the e-AGM can contact KFin at: 1800 309 4001.

OTHER INSTRUCTIONS

- I. Speaker Registration: The Members who wish to speak during the meeting may register themselves as speakers for the AGM to express their views. They can visit <https://emeetings.kfintech.com> and login through the user id and password provided in the mail received from KFin. On successful login, select 'Speaker Registration' which will be opened from September 25, 2025 (09:00 A.M. IST) to September 27 2025 (05:00 P.M. IST). Members shall be provided a 'queue number' before the meeting. The Company reserves the right to restrict the speakers at the AGM to only those Members who have registered themselves, depending on the availability of time for the AGM.
- II. Post your Question: The Members who wish to post their questions prior to the meeting can do the same by visiting <https://emeetings.kfintech.com>. Please login through the user id and password provided in the mail received from KFin. On successful login, select 'Post Your Question' option which will be

Notice Of The Annual General Meeting

opened from September 25, 2025 (09:00 A.M. IST) to September 27, 2025 (05:00 P.M. IST).

- III. In case of any query and/or grievance, in respect of voting by electronic means, Members may refer to the Help & Frequently Asked Questions (FAQs) and E-voting user manual available at the download section of <https://evoting.kfintech.com> (KFinTech Website) or contact Kfintech at toll free No. 1-800-309-4001 for any further clarifications.
- IV. The Members, whose names appear in the Register of Members / list of Beneficial Owners as on Saturday, September 20, 2025, being the cut-off date, are entitled to vote on the Resolutions set forth in this Notice. A person who is not a member as on the cut-off date should treat this Notice for information purposes only. Once the vote on a resolution(s) is cast by the Member, the Member shall not be allowed to change it subsequently.
- V. In case a person has become a Member of the Company after dispatch of AGM Notice but on or before the cut-off date for E-voting, he/she may obtain the User ID and Password in the manner as mentioned below:

- i. If the mobile number of the member is registered against Folio No./ DP ID Client ID, the member may send SMS: MYEPWD <space> E-Voting Event Number+Folio No. or DP ID Client ID to 9212993399

1. Example for NSDL: MYEPWD <SPACE> INI2345612345678
2. Example for CDSL: MYEPWD <SPACE> 1402345612345678
3. Example for Physical: MYEPWD <SPACE> XXXX1234567890

- ii. If e-mail address or mobile number of the member is registered against Folio No. / DP ID Client ID, then on the home page of <https://evoting.kfintech.com/>, the member may click "Forgot Password" and enter Folio No. or DP ID Client ID and PAN to generate a password.

- iii. Members who may require any technical assistance or support before or during the AGM are requested to contact KFin at toll free number 1-800-309-4001 or write to them at evoting@kfintech.com

- VI. The results of the electronic voting shall be declared to the Stock Exchanges after the AGM. The results along with the Scrutinizer's Report, shall also be placed on the website of the Company.

B. GENERAL INSTRUCTIONS:

- i. The Board of Directors has appointed M/S . Akshat Garg & Associates as the Scrutinizer ("Scrutinizer") for conducting the voting/poll and remote e-voting process in a fair and transparent manner.
- ii. The results declared along with the Scrutinizer's Report shall be placed on the Company's website <https://www.chandandiagnostic.com/> and on KFin's website <https://evoting.kfintech.com> and shall also be communicated to the Stock Exchanges i.e. BSE Limited at www.bseindia.com and National Stock Exchange of India Limited at www.nseindia.com

Law provides voting rights to all members proportionate to their holding in the Company. Chandan Healthcare Limited encourages the members to exercise their voting rights and actively participate in decision making process.



Notice Of The Annual General Meeting

EXPLANATORY STATEMENT PURSUANT TO THE PROVISIONS OF SECTION 102 OF THE COMPANIES ACT, 2013.

Item No. 5 – To appoint Secretarial Auditors for a period of five years to be passed as an Ordinary Resolution:

Pursuant to the provisions of Section 204 of the Companies Act, 2013 (“the Act”), read with Rule 9 of the Companies (Appointment & Remuneration of Managerial Personnel) Rules, 2014, the Company is required to annex a Secretarial Audit Report issued by a Practising Company Secretary with its Board Report prepared in terms of Section 134(3) of the Act.

The Company is required to undertake Secretarial Audit by a Secretarial Auditor who shall be a Peer Reviewed Company Secretary from the Institute of Company Secretaries of India (“ICSI”). The Secretarial Auditor can be appointed for a term of five consecutive years, subject to the approval of the Members by way of an Ordinary Resolution.

Accordingly, based on the recommendation of the Audit Committee, the Board of Directors at its meeting held on March 27, 2025, approved the appointment of M/s. Umesh Kumar & Associates, Company Secretaries (Firm Registration No. I2009DE661900) as the Secretarial Auditors of the Company for a term of five consecutive years to conduct the Secretarial Audit for the financial year 2024-25 to 2028-29, subject to the approval of the Members by way of an Ordinary Resolution. While considering such appointment, the Board and the Audit Committee evaluated various factors, including but not limited to, their experience, existing clientele, industry standing, capability, technical expertise and independence.

The firm represents a coalition of specialized skills that is geared to offer sound services. The organization is a congregation of professionally qualified and experienced persons, who are committed to add value and optimize the benefits accruing to clients. Umesh Kumar & Associates offer Company Secretarial Services that meet the demands of

Company Formation, Company Law Matters, Legal Consultancy, NCLT, RBI, RD and Trade Marks, Merger & Demerger related services. The firm has immense knowledge and experience in dealing with matters relating to Company Law, Intellectual Property Rights, Foreign Exchange Management Act/RBI, Financial Services: SEBI Act, RBI Act and Guidelines of Ministry of Finance.

Umesh Kumar & Associates is a peer reviewed firm of Company Secretaries holding a valid certificate issued by the Peer Review Board of ICSI.

It is proposed to pay ₹ 125000/- (Rupees One Lakh Twenty-Five Thousand Only) plus applicable taxes and reimbursement of out of pocket expenses, to Umesh Kumar & Associates, as remuneration for the Secretarial Audit for financial year 2025-26. The remuneration for the subsequent financial years shall be approved by the Board on the recommendation of the Audit Committee. In addition to the Secretarial Audit, the Company shall also avail certain other permitted services as may be required from time to time by the management and which shall be approved by the Board of Directors and/or the Audit Committee.

UMESH KUMAR & ASSOCIATES has provided their consent and confirmed that they are eligible and are not disqualified to act as the Secretarial Auditor of the Company. Their proposed appointment, if made, will be in compliance with the provisions of the Act and the Listing Regulations read with such other circulars issued by SEBI in this regard. UMESH KUMAR & ASSOCIATES has not been associated with the Company/subsidiaries in the past and the proposed appointment is independent of the management. There has been no change in the remuneration payable to UMESH KUMAR & ASSOCIATES from that paid to the outgoing auditor for conducting the secretarial audit.

The Board recommends their appointment to the Members for their approval by way of an Ordinary Resolution, as set out at Item No. 5 of this Notice.

None of the Directors and Key Managerial Personnel of the Company and their relative(s), are in any way deemed to be concerned or interested (financially or otherwise), in the proposed Ordinary Resolution set out at Item No. 5 of this Notice.

Item No. 6 – To ratify remuneration of the Cost Auditor for the financial year ending on March 31, 2026 to be passed as an Ordinary Resolution:

In accordance with the provisions of Section 148 of the Companies Act, 2013 (“the Act”), read with the Companies (Audit and Auditors) Rules, 2014, the Company is required to maintain cost records in accordance with the provisions of the Act and get the same audited by a qualified Cost Accountant.

Notice Of The Annual General Meeting

Based on the recommendation of the Audit Committee, the Board of Directors at its meeting held on May 14, 2025, have approved the re-appointment of M/s. Rahul Jain & Associates (FRN No. 101515), as the Cost Auditor to audit the cost records of the Company for the financial year ending on March 31, 2026 at a remuneration of ₹ 1,00,000 (Rupees One Lakh Only) plus applicable taxes and reimbursement of out-of-pocket expenses. There has been no change in the remuneration payable to M/s. Rahul Jain & Associates from that paid for the previous financial year 2024-25 for conducting the cost audit.

In accordance with the provisions of Section 148 of the Act read with the Companies (Audit and Auditors) Rules, 2014, the remuneration payable to M/s. Rahul Jain & Associates for the financial year ending on March 31, 2026, needs to be ratified by the Members of the Company. Accordingly, the Board recommends passing of the Ordinary Resolution for ratification of the remuneration payable to M/s. Rahul Jain & Associates, as set out at Item No. 6 of this Notice.

None of the Directors and Key Managerial Personnel of the Company and their relative(s), are in any way deemed to be concerned or interested (financially or otherwise), in the proposed Ordinary Resolution set out at Item No. 6 of this Notice.

By Order of the Board of Directors
For **Chandan Healthcare Limited**

Lucknow, 05 september, 2025
Rajeev Kumar Nain
Company Secretary



Annexure 'A'

Additional information on Directors seeking appointment/re-appointment pursuant to Regulation 36(3) of the Listing Regulations and SS-2:

Name of Director	Mr. Amar Singh	Ms. Asmita Singh	Mr. Vinay Lamba
DIN	01096328	01098055	01220153
Date of Birth	March 10, 1958	January 17, 1985	March 14, 1966
Age	67 years	40 years	59 years
Date of first appointment on the Board	03/09/2003	03/09/2003	03/09/2003
Qualifications	Bachelor of Medicine & Bachelor of Surgery (MBBS) – 1985	Master of Business Administration (MBA) – Manchester Business School	Graduate in Marine Engineering – Marine Engineering and Research Institute (MERI), Kolkata
Brief Profile and Experience	Dr. Amar Singh, Mentor and Chairman of the Chandan Group, has transformed his journey from a general practitioner in 1985 into building one of North India's leading healthcare enterprises. After venturing into diagnostics in 1991 and founding Chandan Healthcare Limited in 2003, he expanded the network to over 50 diagnostic centers across Uttar Pradesh and Uttarakhand. His vision culminated in the launch of Chandan Hospital in 2018, a 300-bed multi-specialty facility. Reappointed Managing Director in 2024, Dr. Singh continues to drive excellence across diagnostics, hospital care, pharmacy, and pharmaceuticals, leaving a lasting legacy as a healthcare pioneer and entrepreneur.	Asmita Singh, Managing Director of Chandan Healthcare Limited since March 2024, has been instrumental in driving the company's growth and operational excellence since joining as Director in 2003. With a BBA from Lucknow University and an MBA from Manchester Business School, she blends strong business acumen with healthcare expertise to optimize operations, expand market reach, and enhance patient experience. Under her leadership, Chandan's diagnostic network grew from 38 to 55 centers, while new initiatives improved efficiency, profitability, and customer satisfaction. Recognized with multiple awards—including the Excellence in Healthcare Service Award (2019), Women's Achievers Award (2022), and ET Leadership Excellence Award (2024)—Asmita continues to champion innovation, accessibility, and quality in healthcare delivery across India.	Mr. Vinay Lamba, Director and promoter of Chandan Healthcare Limited since 2003, brings extensive expertise in strategic leadership, quality systems, and business growth. A Marine Engineering graduate from MERI Kolkata and certified Marine Engineer Officer Class I, he oversees technical and operational decisions, specializing in asset procurement, negotiation, and calibration to ensure efficiency and compliance. Committed to continuous learning, he has completed senior leadership and governance programs at IIM Lucknow, IIM Ahmedabad, IIM Kashipur, IICA, and NIESBUD. His strategic vision, technical acumen, and leadership have been pivotal in driving Chandan Healthcare's sustained growth and success.
Nature of expertise in specific functional area/skills and capabilities	Healthcare Entrepreneurship & Leadership – Founded and expanded diagnostics, hospital, and pharmacy divisions. Strategic Vision & Growth Management – Grew Chandan into a multi-faceted healthcare group. Healthcare Infrastructure Development – Established Chandan Hospital (300 beds, 30 faculties). Community-Centric Approach – Strong commitment to accessible and quality healthcare.	Operational Excellence – Streamlining processes, SOP development, and daily operations management. Marketing & Business Strategy – Driving brand recognition and market expansion. Customer-Centric Leadership – Enhancing patient satisfaction through feedback systems and complaint management. Growth & Profitability Initiatives – Expanded diagnostic centers from 38 to 55 and implemented cost-saving measures	Corporate Governance & Compliance – Certified Independent Director with expertise in governance frameworks. Continuous Learning & Innovation – Advanced certifications in leadership

Notice Of The Annual General Meeting

Name of Director	Mr. Amar Singh	Ms. Asmita Singh	Mr. Vinay Lamba
Terms of (re) appointment along with details of remuneration to be paid	As per the terms of appointment approved by the Board on 27-05-2025.	As per the terms of appointment approved by the Board on 27-05-2025.	NA
Last drawn Remuneration	As approved by the board on 27-05-2025	As approved by the board on 27-05-2025	NA
Directorships in other companies	<ol style="list-style-type: none"> Chandan Cancer Institute Limited Healthrely Private Limited Chandan Super Speciality Hospital Limited Amaranita Holdings (India) Private Limited Chandan Hospital Limited Chandan Diagnostic Limited Chandan Pharmacy Limited Cendana Pharmaceuticals Private Limited 	<ol style="list-style-type: none"> Chandan Cancer Institute Limited Healthrely Private Limited Chandan Super Speciality Hospital Limited Amaranita Holdings (India) Private Limited Chandan Diagnostic Limited Indra Diagnostic Centre and Blood Bank Limited Kunwars Wellness Foundation Chandan Pharmacy Limited Cendana Pharmaceuticals Private Limited Chandan Hospital Limited 	<ol style="list-style-type: none"> Chandan Cancer Institute Limited Chandan Super Speciality Hospital Limited Chandan Hospital Limited Chandan Pharmacy Limited Lambros Engineering and Technical Services Private Limited Chandan Diagnostic Limited
Memberships/ Chairmanships of Committees in companies	Chandan Healthcare Limited: <ul style="list-style-type: none"> Audit Committee – Member Corporate Social Responsibility Committee – Chairperson Stakeholders' Relationship Committee – Member Chandan Hospital Limited: <ul style="list-style-type: none"> Audit Committee – Member Nomination and Remuneration Committee – Member 	N.A.	Chandan Healthcare Limited: <ul style="list-style-type: none"> Nomination and Remuneration Committee – Member Stakeholders' Relationship Committee – Chairperson
Number of Board meetings of the Company attended during financial year 2024-25	Mr. Amar Singh attended all the Board Meetings of the Company held during the financial year 2024-25.	Mrs. Asmita Singh attended all the Board Meetings of the Company held during the financial year 2024-25.	Mr. Vinay Lamba attended all the Board Meetings of the Company held during the financial year 2024-25.
Listed entities from which proposed appointee has resigned as Director in past 3 years	N.A.	N.A.	N.A.
No. of Shares held in the Company, including shareholding as a beneficial owner	23,25,460 fully paid-up equity shares of ₹ 10/- each.	1,67,600 fully paid-up equity shares of ₹ 10/- each.	15,84,800 fully paid-up equity shares of ₹ 10/- each.
Disclosure of inter-se relationship between Directors and Key Managerial Personnel	Mrs. Asmita Singh is related to Mr. Amar Singh.	Mr. Amar Singh is related to Mrs. Asmita Singh.	N.A.



Director's Report

To,

The Members,

"Your Director's have great pleasure in presenting to you the 22nd Annual Report on the affairs of the Company together with the Audited Accounts for the Financial year ended 31st March 2025. We would like to start by thanking all of our investors and stakeholders for their continued support and faith in us; you are the reason for our successful IPO. In the years ahead, we aspire to build on our legacy and reach major milestones together. The Board of Directors hereby submits the report of the business and operations of Chandan Healthcare Limited ("the Company"), along with the audited financial statements, for the financial year ended March 31, 2025 along with the reports of the Auditors thereon."

FINANCIAL YEAR 2024-25 AT GLANCE

The Financial results of the Company for Financial year have been summarized herein below for the reference of the members:

(Amount in 'Lakhs')

Particulars	Standalone		Consolidated	
	F.Y. 2024-25	F.Y. 2023-24	F.Y. 2024-25	F.Y. 2023-24
Revenue from Operations	12,916.42	9,987.48	23,012.08	17,659.01
Other Income	131.03	99.57	205.14	122.18
Total Income	13,047.45	10,087.05	23217.22	17,781.19
Less: Total Expenses before Depreciation, Finance Cost and Tax	9,231.83	7,443.55	18,878.74	15,019.49
Profit before Depreciation, Finance Cost and Tax	3,815.62	2,643.50	4,338.48	2,761.70
Less: Depreciation	642.24	336.07	674.48	340.40
Less: Finance Cost	356.83	211.28	457.53	275.23
Profit Before Extraordinary & Exceptional Items and Tax	2,816.55	2,096.15	3206.47	2,146.07
Less: Extraordinary & Exceptional Items	-	-	-	-
Profit before tax	2,816.55	2,096.15	3206.47	2,146.07
Less: Current Tax	700.14	490.68	830.58	510.56
Less: Earlier Years Tax	-	-	-	-
Less: Deferred tax Liability (Asset)	38.61	3.82	24.34	(0.07)
Profit after Tax	2,077.80	1601.65	2351.55	1635.58

The Total Revenue for the year ended, March 31, 2025 was INR 13,047.45 lakhs as compared to INR 10,087.05 lakhs during the previous year ended March 31, 2024. The Profit after tax for the year ended March 31, 2025 was INR 2,077.80 lakhs as compared to INR 1,601.65 lakhs.

Your Directors are committed to achieve higher revenues and profits for its stakeholders in the coming year and hence are in the continuous process of developing new products and tailor-made services for its customers.

The above figures are extracted from the Financial Statements prepared in accordance with generally accepted accounting Principles in India. The applicable mandatory Accounting Standards as amended specified under section

Director's Report

133 of the Companies Act, 2013 read with Rule 7 of the Companies (Accounts) Rules, 2014 of India have been followed in preparation of these financial statements and SEBI (Listing Obligations and Disclosure Requirements) Regulations, 2015 ("SEBI Listing Regulations"), as amended.

DIVIDEND

The Company is in the growth phase and expanding organically as well as inorganically. In order to save the profit earned during the year for future expansion of the Company, your directors do not recommend any dividend for the financial year ended March 31, 2025.

TRANSFER OF UNCLAIMED DIVIDEND TO INVESTOR EDUCATION AND PROTECTION FUND

There was no amount outstanding to be an Unclaimed Dividend to Investor Education and Protection Fund during the FY 2024-2025.

TRANSFER TO RESERVE

The Board has decided to retain the entire profit for the year under review in the Statement of Profit & Loss, and no amount has been transferred to any reserve

BRIEF DESCRIPTION OF THE STATE OF THE COMPANY'S AFFAIRS

There is no change in company affairs or business by the company during the period under review.

However, during the year Company has registered an increase in the overall sales, for future years company has target to increase the sales growth rate and will concentrate more on profitable projects deriving more value for the shareholders.

For this purpose, Company is planning for both vertical and horizontal expansions.

Company has already contracted with hundreds of small labs to perform test for them with latest technology and equipment.

Company is constantly improving its service quality to deliver best services and welcome suggestions from its patients through its patient feedback program.

Company has in-house team of experts who constantly work towards quality enhancements through application of latest quality controls of the industry.

CHANGE IN NAME AND STATUS OF THE COMPANY

The application for change of the Corporate Identification Number (CIN) has been filed with the Registrar of Companies (RoC) and the change is pending approval, to take effect upon the listing of the Company's equity shares on the NSE Emerge platform on February 17, 2025.

INITIAL PUBLIC ISSUE (IPO)

The Company has successfully completed the Initial Public Offer (IPO). In the IPO, 67,52,000 Equity Shares of Rs.10/- each was offered by the Company for subscription at an issue price band of Rs 159/- per shares aggregating to ` 10,698.84 Lakhs which was oversubscribed by 7.04 times. The issue was opened for subscription on February 10, 2025 and closed on February 12, 2025. The allotment for Chandan Healthcare Limited IPO was finalized on Thursday, February 13, 2025. The shares got listed on NSE Emerge (SME) platform on February 17, 2025.

The Issue was made in accordance with SEBI (Issue of Capital and Disclosure Requirements) Regulations, 2018, as amended.

The success of IPO reflects the trust and confidence of stakeholders in the Board and Management of the Company.

STATEMENT OF DEVIATION(S) OR VARIATION(S)

In terms of Regulation 32 of the SEBI (Listing Obligations and Disclosure Requirements) Regulations, 2015 read with SEBI Circular No. CFD/CMD1/162/2019 dated December 24, 2019 there was no deviation or variation in connection with the terms of the objects of the issue mentioned in the Prospectus dated February 12, 2025, in respect of the Initial Public Offering of the Company.

During the Year under Review, the Company has fully utilized the Proceeds Raised through IPO in the Following manner and there is no deviation or variation in the use of proceeds, from the objects as stated in the Prospectus.



Director's Report

(Amount in 'Lakhs')

Total IPO Proceeds (Allocated):

Setting up of a new Flagship Diagnostic Centre in Jankipuram, Lucknow, Uttar Pradesh.	3281.58
Setting up of a new Central Reference laboratory at Ayodhya, Uttar Pradesh	710.23
Setting up of a new Central Reference laboratory at Ashiyana, Lucknow, Uttar Pradesh.	710.11
General corporate purposes	1698.19
Issue Expenses	670.27
Total net proceeds of IPO	7070.38

Statement of Utilization: (till 31.03.2025)

Setting up of a new Flagship Diagnostic Centre in Jankipuram, Lucknow, Uttar Pradesh.	490.6
Setting up of a new Central Reference laboratory at Ayodhya, Uttar Pradesh	216.07
Setting up of a new Central Reference laboratory at Ashiyana, Lucknow, Uttar Pradesh.	629.41
General corporate purposes	1480.05
Issue Expenses	637.52
Total	3453.65

DEMATERIALIZATION OF SHARES

During the year under review, the Company has entered into tripartite agreement for dematerialization of equity shares with the KFin Technologies Limited, National Securities Depository Limited and Central Depository Services (India) Limited. As on March 31, 2025, the share of the Company held in demat form represents 98.75% of the total issued and paid-up capital of the Company.

The Company ISIN No. is INE0B2N01016.

M/s. KFin Technologies Limited act as the Registrar and Share Transfer Agent of the Company.

MATERIAL CHANGES AND COMMITMENTS, IF ANY, AFFECTING THE FINANCIAL POSITION OF THE COMPANY WHICH HAVE OCCURRED BETWEEN THE END OF THE FINANCIAL YEAR OF THE COMPANY TO WHICH THE FINANCIAL STATEMENTS RELATE AND THE DATE OF THE REPORT

During the period after the close of the financial year and up to the date of this Report, the following material event has occurred which has a bearing on the financial position of the Company:

The Company successfully completed its Initial Public Offer (IPO) of 67,52,000 equity shares of face value of ₹10/- each at a price of ₹159/- per equity share (including premium), comprising an Offer for Sale (OFS) of 22,99,936 equity shares aggregating to ₹3,656.90 Lakhs.

The Issue was fully subscribed by the public and the allotment of equity shares was completed on 13th February, 2025. Post the IPO, the equity shares of the Company are listed on the SME Platform of National Stock Exchange of India Limited (NSE EMERGE), thereby enhancing the Company's visibility, corporate governance framework, and access to capital markets.

Director's Report

ALTERATION OF MEMORANDUM AND ARTICLES OF ASSOCIATION

The Authorized Share Capital of the Company has been increased, and consequently, the capital clauses of the Memorandum of Association were amended by the shareholders;

Sl. No.	Date of Extra-ordinary General Meeting	Increased in Authorized Capital	
		From	To
1	August 13, 2024	24,00,00,000	25,00,00,000

SUBSIDIARIES

During the Financial Year 2024-25, no company has newly become or ceased to be a Subsidiary or Associate of your Company except as provided below.

Your Company had the following subsidiaries [as defined under Section 2(87) of the Companies Act, 2013] during the Financial Year 2024-25:

S. No	Name	Status Subsidiary z/JV/ Associate company	Date of becoming Subsidiary/ JV/ Associate Company	Date of ceasing as Subsidiary/ JV/ Associate Company
1	Indra Diagnostic Centre & Blood Bank Limited	Subsidiary Company	30/06/2017	-
2	Chandan Diagnostic Limited	Subsidiary Company	31/03/2017	-
3	Chandan Pharmacy Limited	Subsidiary Company	26/02/2022	-

SHARE CAPITAL**1. Authorized Capital**

The Authorized share Capital of the Company, as at closure of financial year 2024-25, was INR 2,500.00 Lakhs divided into 2,50,00,000 Equity Shares of INR 10.00 each.

2. Issued, Subscribed & Paid-up Capital

Issued, Subscribed & Paid-up share Capital of the Company as at closure of financial year 2024-25, was INR 2,445.21 Lakhs divided into 2,44,52,064 Equity Shares of INR 10 each.

Issued, Subscribed & Paid-up share Capital was increased from INR. 200,000,000 divided into 20,000,000 equity shares of INR.10/- each to INR. 24,45,20,640 divided into 2,44,52,064 equity shares of INR.10/- each.

During the year under review, following changes took places in paid-up capital of the Capital:

a. Buy Back of Securities:

Company has not bought back any of its securities during the year under review.

b. Sweat Equity:

Company has not issued any Sweat Equity Shares during the year under review.



Director's Report

c. Rights Issue:

During the year under review, there was no Right issue of shares by the company.

d. Bonus Issue:

Company has not issued any Bonus Shares during the year under review.

e. Initial Public Offer (IPO):

The Company came up with an Initial Public Offer of 67,52,000 equity shares of INR 10.00 each at a price band of INR 159.00 per equity shares comprising offer for sale (OFS) of 22,99,936* Equity Shares of face value of ₹ 10 each aggregating ₹ 3,656.90 Lakhs. The said 67,52,000 equity shares were successfully subscribed by the public and Company has made allotment of equity shares on February 13, 2025.

The entire Paid-up Equity shares of the Company were then listed at Emerge Platform of National Stock Exchange of India Limited.

BOARD MEETING

Regular meetings of the Board are held, inter-alia, to review and discuss the various businesses that require the approval of the Board. Additional Board meetings are convened, as and when required, to discuss and decide on various business policies, strategies and other businesses. The Board meetings are generally held at registered office of the Company.

During the year under review, Board of Directors of the Company met 19 (Nineteen) times, viz

Month	No. of Meetings held	Dates
April 2024	1	5 APRIL
May 2024	0	-
June 2024	1	1 JUNE
July 2024	1	1 JULY
August 2024	4	12 AUGUST, 19 AUGUST, 22 AUGUST, 26 AUGUST
September 2024	3	12 SEPTEMBER, 24 SEPTEMBER, 28 SEPTEMBER,
October 2024	1	18 OCTOBER
November 2024	0	-
December 2024	0	-
January 2025	2	09 JANUARY, 10 JANUARY
February 2025	5	1 FEBRUARY, 4 FEBRUARY, 12 FEBRUARY, 13 FEBRUARY, 20 FEBRUARY
March 2025	1	27 MARCH

The gap between two consecutive meetings was not more than one hundred and twenty days as provided in section 173 of the Companies Act, 2013. A total of 17 (Seventeen) Board Meetings were held prior to the Listing, and a total of 02 (two) Board Meetings were held post Listing of the Company.

Director's Report

ATTENDANCE OF DIRECTORS AT THE BOARD MEETINGS

As per standard 9 of the Secretarial Standard on Meetings of the Board of Directors ('SS-1') issued by the Institute of Company Secretaries of India ('ICSI'), the attendance of Directors at Board meetings held during the financial year 2024-25 are as under:

Sl. No.	Name of Director	No. of Board Meeting attended
1	Mr. Amar Singh	19
2	Mr. Vinay Lamba	19
3	Mrs. Asmita Singh	19
4	Mr. Rishi Bhushan Kalia	1
5	Mr. Sandeep Kumar Saraswat	1
6	Mr. Amit Gupta	3
7	Mr. Vinod Jain	3
8	Mr. Brahma Nand Bhartiya	3

GENERAL MEETING

During the year under review, the following General Meeting were held:

Sl. No.	Type of Meeting	Date of Meeting	Total Number of members entitled to date attend meeting	Attendance	
				Number of members Attended	% of attendance
1.	EGM	29 APRIL 2024	58	46	79.31
2.	EGM	13 AUGUST 2024	58	46	79.31
3.	AGM	20 SEPTEMBER 2024	58	48	82.76

MEETING OF THE INDEPENDENT DIRECTORS

During FY 2024-25, 2 (two) meeting of Independent Directors were held without the presence of the Executive Directors or Management Personnel on 16th April 2024 and 20th January 2025. At such meeting, the Independent Directors have discussed, among other matters, the challenges faced by the Company, growth strategies, flow of information to the Board, strategy, leadership strengths, compliance, governance, HR related matters and performance of Executive Directors.

Sl. No.	Date of Independent Directors Meeting	Total Number of Members associated as on the date of meeting	Attendance	
			Number of members Attended	% of attendance
1.	16th April 2024	2	2	100
2.	20th January 2025	3	3	100



Director's Report

PARTICULARS OF DIRECTORS AND KEY MANAGERIAL PERSONNEL

The Board received a declaration from all the Directors under Section 164 and other applicable provisions, if any, of the Companies Act, 2013 that none of the Directors of the Company is disqualified under the provisions of the Companies Act, 2013 ("Act") or under the SEBI (Listing Obligation and Disclosure Requirements) Regulations 2015.

The Board of Directors of the Company, at present, comprises of 6 Directors, who have wide and varied experience in different disciplines of corporate functioning. The present composition of the Board consists of two Managing Director, one non- Executive Director and Three Non-Executive Independent Directors, one among them is a women director.

During the year under review, following changes took place in the constitution of the Board of Directors;

Name	Date of Change	Date of Approval by the Board	Date of Approval by the Shareholders	Nature of Change
Vinay Lamba	1 July, 2024	1 July, 2024	N/A	Executive to Non-executive Director
Rishi Bhushan Kalia	12 August, 2024	12 August, 2024	13 August, 2024	Resignation from the post of Independent Director
Sandeep Kumar Saraswat	12 August, 2024	12 August, 2024	13 August, 2024	Resignation from the post of Independent Director
Amit Gupta	12 August, 2024	12 August, 2024	13 August, 2024	Appointment as an Independent Director
Brahma Nand Bhartiya	12 August, 2024	12 August, 2024	13 August, 2024	Appointment as an Independent Director
Vinod Jain	12 August, 2024	12 August, 2024	13 August, 2024	Appointment as an Independent Director

In accordance with the provisions of the Articles of Association and Section 152 of the Companies Act, 2013, Mr. Amar Singh (Managing Director), Mrs. Asmita Singh (Managing Director), and Mr. Vinay Lamba (Non-Executive Director) are liable to retire by rotation at the ensuing Annual General Meeting and, being eligible, have offered themselves for re-appointment. They have consented to act as Directors, if so re-appointed.

Further,

- * Effective 1st July 2024, Mr. Vinay Lamba's designation was changed to Non-Executive Director.
- * Effective 12th August 2024, Mr. Amit Gupta, Mr. Brahma Nand Bhartiya, and Mr. Vinod Jain were appointed as Independent Directors of the company.
- * Effective 12th August 2024, Mr. Sandeep Kumar Saraswat and Mr. Rishi Bhushan Kalia resigned as Independent Directors of the company.

KEY MANAGERIAL PERSONNEL

In accordance with Section 203 of the Companies Act, 2013, during the year under review and as of the date of this report, the Company has Mr. Amar Singh and Mrs. Asmita Singh serving as Managing Directors, and Mr. Rajeev Nain serving as the Chief Financial Officer, Company Secretary, and Compliance Officer. All of them are designated as Key Managerial Personnel in compliance with Section 203 of the Companies Act, 2013.

Director's Report

INDEPENDENT DIRECTORS

In terms of Section 149 of the Companies Act, 2013 and rules made there under, the Company had three Non-Executive Independent Directors in line with the Companies Act, 2013. Further, all of the Independent Directors of the Company had registered themselves in the Independent Directors' Data Bank.

Separate meetings of Independent Directors were held on April 16, 2024, and January 20, 2025, to review the performance of Non-Independent Directors, the Board as a whole, and the performance of the Chairperson of the Company, including the assessment of the quality, quantity, and timeliness of the flow of information between the Company management and the Board.

The terms and conditions of appointment of Independent Directors and Code for Independent Director are incorporated on the website of the Company at www.chandandiagnostic.com.

DECLARATION BY INDEPENDENT DIRECTOR

The Company has received necessary declaration from each independent director under Section 149(7) of the Companies Act, 2013 that they meet the criteria of independence laid down in Section 149(6) of the Companies Act, 2013 and the rules made thereunder and Listing Regulations.

All the Independent Directors of the Company have registered themselves with the Indian Institute of Corporate Affairs ("IICA"). Further, as per the declarations received, all the Independent Directors of Company have either passed or were exempted to clear online proficiency test as per the first proviso to Rule 6(4) of the MCA Notification dated October 22, 2019 and December 18, 2020.

Accordingly, the Company has taken on record, the Statement of Declaration of Independence, as submitted by all the Independent Directors.

In the opinion of the Board of Directors, all Independent Directors of the Company fulfils the conditions specified in the Act and Rules made thereunder.

FAMILIARISATION PROGRAMMES

The Company familiarises its Independent Directors on their appointment as such on the Board with the Company, their roles, rights, responsibilities in the Company, nature of the industry in which the Company operates, etc. through familiarization programme. The Company also conducts

orientation programme upon induction of new Directors, as well as other initiatives to update the Directors on a continuing basis. The familiarisation programme for Independent Directors is disclosed on the Company's website www.chandandiagnostic.com.

Accordingly, the Company has taken on record the Statement of Declaration of Independence, as submitted by all the Independent Directors.

In the opinion of the Board of Directors, all Independent Directors of the Company fulfil the conditions specified in the Act and Rules made thereunder.

COMMITTEES OF BOARD

Pursuant to an IPO, in addition to the applicable provisions of the Companies Act, 2013 in respect to Corporate Governance, provisions of the SEBI Listing Regulations are also applicable on the Company.

Further, the requirement specified in regulations 17 to, 27 and clauses (b) to (i) of sub regulation (2) of regulation 46 and para C, D and E of Schedule V is not applicable to the Company, although we require to comply with requirement of the Companies Act, 2013 wherever applicable. Company has complied with the corporate governance requirement, particularly in relation to appointment of independent directors including woman director on the Board and also constitution of an Audit Committee, Stakeholders Relationship Committee and Nomination and Remuneration Committee. Board of the Company functions either on its own or through committees constituted thereof, to oversee specific operational areas.

During the year under review, Company has constituted the Audit Committee, Nomination & Remuneration Committee and Stakeholder Relationship Committee vide Board Resolution dated August 26, 2024

1. Audit Committee
2. Nomination and Remuneration Committee
3. Stakeholders Relationship Committee
4. Corporate Social Responsibility Committee

COMPOSITION OF COMMITTEE, MEETING AND ATTENDANCE OF EACH MEMBER AT MEETINGS

Pursuant to an IPO, in addition to the applicable provisions of the Companies Act, 2013 in respect to Corporate Governance, provisions of the SEBI Listing Regulations are also applicable on the Company.



Director's Report

1. Audit Committee

The Audit Committee of the Company is constituted in line with the provision of Section 177 of the Companies Act, 2013. The Audit Committee is constituted in line to monitor and provide effective supervision of the management's financial reporting process, to ensure accurate and timely disclosures, with the highest level of transparency, integrity, and quality of Financial Reporting

During the Financial Year under review, five (5) meetings of the members of the Audit Committee were held. The meetings took place on April 4, 2024; August 18, 2024; September 12, 2024; December 30, 2024; and January 30, 2025.

Name of Members	Category	Designation in Committee	Number of meetings during the financial year 2024-25		
			Held	Eligible to attend	Attended
Amit Gupta	Independent Director	Chairman	4	4	4
Brahma Nand Bhartiya	Independent Director	Member	4	4	4
Vinod Jain	Independent Director	Member	4	4	4
Amar Singh	Managing Director	Member	5	5	5
Rishi Bushan Kalia	Independent Director	Chairman	1	1	1
Sandeep Kumar Saraswat	Independent Director	Member	1	1	1

Recommendations of Audit Committee, wherever/whenever given, have been accepted by the Board of Directors.

Company Secretary and Compliance Officer of the Company act as the secretary of the Committee.

2. Nomination and Remuneration Committee

The Nomination and Remuneration Committee of the Company is constituted with the provision of Section 178 of the Companies Act, 2013. The Nomination and Remuneration Committee recommends the appointment of Directors and remuneration of such Directors.

The level and structure of appointment and remuneration of all Key Managerial personnel and Senior Management Personnel of the Company, as per Remuneration policy, is also overseen by this Committee.

During the Financial Year under review 3 (Three) meetings of the members of the Nomination and Remuneration Committee were held. The dates on which the said meetings were held on June 29, 2024, August 09, 2024, and December 23, 2024:

Name of Members	Category	Designation in Committee	Number of meetings during the financial year 2024-25		
			Held	Eligible to attend	Attended
Rishi Bhushan Kalia	Independent Director	Chairman	2	2	2
Sandeep Kumar Saraswat	Independent Director	Member	2	2	2
Amar Singh	Director	Member	2	2	2

Director's Report

Name of Members	Category	Designation in Committee	Number of meetings during the financial year 2024-25		
			Held	Eligible to attend	Attended
Amit Gupta	Independent Director	Member	1	1	1
Brahma Nand Bhartiya	Independent Director	Chairman	1	1	1
Vinod Jain	Independent Director	Member	1	1	1
Vinay Lamba	Non-Executive Director	Member	1	1	1

Company Secretary and Compliance Officer of the Company act as the secretary of the Committee.

3. Stakeholder's Relationship Committee

The Company has a Stakeholders Relationship Committee of Directors in compliance with provisions of the Companies Act, 2013 to look into the redressal of complaints of investors such as transfer or credit of shares, non-receipt of dividend/notices/annual reports, etc.

During the Financial Year under review 1 (One) meeting of the members of the Stakeholders Relationship Committee was held. The dates on which the said meetings were held on March 26, 2025:

Name of Members	Category	Designation in Committee	Number of meetings during the financial year 2024-25		
			Held	Eligible to attend	Attended
Vinay Lamba	Non-Executive Director	Chairman	1	1	1
Amar Singh	Managing Director	Member	1	1	1
Brahma Nand Bhartiya	Independent Director	Member	1	1	1
Vinod Jain	Independent Director	Member	1	1	1

4. Corporate Social Responsibility Committee*

During the Financial Year under review 2 (Two) meetings of the members of the Corporate Social Responsibility Relationship Committee were held. The dates on which the said meetings were held on August 27, 2024, and February 21, 2025:

Name of Members	Category	Designation in Committee	Number of meetings during the financial year 2024-25		
			Held	Eligible to attend	Attended
Amar Singh	Managing Director	Chairman	2	2	2
Brahma Nand Bhartiya	Independent Director	Member	2	2	2
Vinay Lamba	Non-Executive Director	Member	2	2	2

* The Corporate Social Responsibility Committee is reconstituted, effective August 26, 2024.

During the year under review the following changes took place on the Committees of Board:



Director's Report

Audit Committee

Existing members	Revised members	Date of Change
1. Amar Singh (Managing Director)	1. Amit Gupta (Independent Director (Chairperson))	26.08.2024
2. Sandeep Kumar Saraswat (Independent Director)	2. Brahma Nand Bhartiya Independent Director (Member)	
3. Rishi Bhushan Kalia (Independent Director)	3. Vinod Jain Independent Director (Member)	
	4. Amar Singh Managing Director (Member)	

Nomination & Remuneration Committee

Existing members	Revised members	Date of Change
1. Amar Singh (Managing Director)	1. Brahma Nand Bhartiya (Independent Director (Chairperson))	26.08.2024
2. Hari Shankar Dixit (Non-executive Director)	2. Amit Gupta Independent Director (Member)	
3. Sandeep Kumar Saraswat (Independent Director)	3. Vinod Jain Independent Director (Member)	
4. Rishi Bhushan Kalia (Independent Director)	4. Vinay Lamba Non-Executive Director (Member)	

POLICY ON DIRECTORS' APPOINTMENT AND REMUNERATION

The Board, based on the recommendation of the Nomination and Remuneration Committee, has framed a policy for the selection and appointment of Directors and Senior Management Personnel and their remuneration.

The Company's policy relating to the Directors appointment, payment of remuneration and discharge of their duties is available on the website of the Company at <https://chandandiagnostic.com/>.

BOARD EVALUATION

Pursuant to the provisions of the Companies Act, 2013 and the corporate governance requirements as prescribed by Securities and Exchange Board of India (Listing Obligations and Disclosure Requirements) Regulations 2015 ("SEBI Listing Regulations"), peer evaluation of all Board members, annual performance evaluation of their own performance, as well as the evaluation of the work of Board's Committees was undertaken.

The following evaluation process were as follows:

a. Evaluation Criteria

This evaluation is led by the Chairman of the Nomination and Remuneration Committee with a specific focus on the performance and effective functioning of the Board and its Committees. The evaluation process, inter alia, considers attendance of Directors at Board and committee meetings, acquaintance with business, communication inter se board members, the time spent by each of the Board members, core competencies, personal characteristics, accomplishment of specific responsibilities and expertise.

b. Performance Evaluation of the individual directors including Independent Directors

The Chairman of the Nomination and Remuneration Committee conducted the evaluation process, inter alia, based on attendance of Directors at Board and committee meetings, acquaintance with business, communication inter se board members, the time spent by each of the Board members, core competencies, personal characteristics, accomplishment of specific responsibilities and expertise.

The report on the performance evaluation of the Individual Directors was reviewed by the Board and feedback was given to the Directors. The performance of each director was satisfactory.

Director's Report

c. Board of Directors

The performance of the Board was evaluated by the Board after seeking inputs from all the Directors on the basis of the criteria such as the Board composition and structure, effectiveness of Board processes, information and functioning etc.

d. Performance Evaluation of the Committee

The performance of the Committees was evaluated by the Board after seeking inputs from the Committee Members on the basis of the criteria such as the composition of Committees, effectiveness of committee meetings, etc.

Outcome of Evaluation:

Board of the Company was satisfied with the functioning of the Board and its Committees. The Committees are functioning well and besides covering the Committees' terms of reference, as mandated by law, important issues are brought up and discussed in the Committee meetings. The Board was also satisfied with the contribution of Directors, in their individual capacities.

DIRECTORS' RESPONSIBILITY STATEMENT

Pursuant to the provisions of the Companies Act, 2013 and the Rules made thereunder, the Company is required to maintain cost records as specified under Section 148(1) of the Act. However, the requirement of cost audit is not applicable to the Company for the financial year 2024-25.

- In preparation of annual accounts for the year ended March 31, 2025, the applicable accounting standards have been followed and that no material departures have been made from the same;
- The Directors selected such accounting policies and applied them consistently and made judgments and estimates that are reasonable and prudent so as to give a true and fair view of the state of affairs of the Company at the end of the financial year and of the profit or loss of the Company for that year;
- The Directors had taken proper and sufficient care for the maintenance of adequate accounting records in accordance with the provisions of the Companies Act, 2013, for safeguarding the assets of the Company and for preventing and detecting fraud and other irregularities;
- The Directors had prepared the annual accounts for the year ended March 31, 2025 on going concern basis.

e. The Directors have laid down the internal financial controls to be followed by the Company and that such Internal Financial Controls are adequate and were operating effectively; and

f. The Directors had devised proper systems to ensure compliance with the provisions of all applicable laws and that such systems were adequate and operating effectively

g. The Board confirms that the cost records have been prepared, reviewed, and approved as per applicable Cost Accounting Standards and are adequate for audit.

STATUTORY AUDITORS

Pursuant to the provisions of Section 139 of the Companies Act, 2013, M/s. MSNT & Associates LLP, Chartered Accountants (FRN: 018542C), were appointed as the Statutory Auditors of the Company for a period of five consecutive years, to hold office from April 1, 2023, until March 31, 2028.

Further, pursuant to Section 141 of the Act and relevant Rules prescribed there under, the Company has received certificate from the Auditors along with peer review certificate, that they are eligible to continue with their appointment and that they are not disqualified in any manner whatsoever from continuing as Statutory Auditors.

The Financial Statements and the Auditor's Report for the financial year ended on March 31, 2025 are free from any qualification, reservation, observation and adverse remark; further the notes on accounts are self-explanatory. The Auditors' Report is enclosed with the Financial Statements in this Annual Report.

INDEPENDENT AUDITORS' REPORT

The Statutory Auditors' Report for the Financial Year 2024-25 is annexed to this Annual Report. The Statutory Audit Report does not contain any qualification reservation or adverse remark or disclaimer made by Statutory Auditors. The notes to the accounts referred to in the Auditors' Report are self-explanatory and, therefore, do not call for any further comments.



Director's Report

SECRETARIAL AUDIT REPORT

Pursuant to the provisions of Section 204 of the Companies Act, 2013 and Rules made thereunder, the Company had appointed M/S Umesh Kumar & Associates (FRN: I2009DE661900, Membership No. 21567, CP No. 8361 & PR No. 1895/2022), Practicing Company Secretary, to carry out the Secretarial Audit of the Company for the FY 2024-25. The Secretarial Audit Report for FY 2024-25 is annexed herewith marked as "Annexure 8" to this Report.

The Secretarial Audit Report does not contain any qualification, reservation or adverse remark, and, therefore, does not call for any further comments.

INTERNAL AUDITORS

The Company was listed on February 17, 2025 and the provisions in respect of Internal Audit became applicable only from that date. The process for appointing the internal auditor was initiated and pursuant to the provisions of Section 138 of Companies Act, 2013 read with the Companies (Accounts) Rules, 2014, the Company has appointed M/s Renu Agrawal & Co. (FRN No. 018547C), as Internal Auditor for the FY 2024-25.

COST AUDITORS

In accordance with Section 148 of the Companies Act, 2013 read with the Companies (Cost Records and Audit) Rules, 2014, the Company is required to maintain cost records and get them audited for certain products/services.

Rahul Jain & Associates Cost Accountants, Ghaziabad (Firm Registration No. 101515 were appointed as Cost Auditors of the Company for the FY 2024-2025 to conduct the audit of cost records in terms of section 148(3) read with Companies (Audit and Auditors) Rules 2014.

COST AUDITOR'S REPORT HIGHLIGHTS

Pursuant to the provisions of the Companies Act, 2013 and the Rules made thereunder, the Company is required to maintain cost records as specified under Section 148(1) of the Act

EXTRACT OF ANNUAL RETURN

Pursuant to Section 92 (3) read with Section 134 (3) (a) of the Companies Act, 2013, read with Rule 12 of the Companies (Management and Administration) Rules, 2014, the Annual Return for the year ending on March 31, 2025 is available on the Company's website and can be accessed at www.chandandiagnostic.com.

RISK MANAGEMENT

The Company is not required to form a Risk Management Committee. However, the Company has developed and implemented a risk management policy for identifying the risk associated with business of the Company and measures to be taken by including identification of elements of risk and measures to control them.

PARTICULARS OF LOANS, GUARANTEES OR INVESTMENTS UNDER SECTION 186 OF THE COMPANIES ACT, 2013

The particulars of loans given, investment made, or guarantee given or security provided and the purpose for which the loan or guarantee or security is proposed to be utilized as per the provisions of Section 186 of the Companies Act, 2013 are disclosed in the notes to account to the financial statements for the FY 2024-25.

DISCLOSURE ON RELATED PARTY'S TRANSACTIONS

All Related Party transactions that were entered into during the FY 2024-2025 were on arm's length basis and in the ordinary course of business. There are no materially significant related party transactions made by the Company with related parties which may have a potential conflict of interest with the company.

All the related party transactions are in compliance with the Accounting Standards issued by ICAI and further details are mentioned in the notes of the Financial Statements.

All Related party transactions are placed before the Audit Committee for approval as per the Related Party Transactions Policy of the Company as approved by the Board. The policy is also uploaded on the website of the Company & can be accessed through the link <https://chandandiagnostic.com>.

Since, all the related party transactions that were entered into during the financial year 2024-2025 were on an arm's length basis and were in the ordinary course of business and there was no material related party transaction entered by the Company during the year as per Related Party Transactions Policy, details are required to be provided in the Form AOC-2 prescribed under clause (h) of sub-section (3) of section 134 of the Act and Rule 8(2) of the Companies (Accounts) Rules, 2014. Particulars of contracts or arrangements with related parties referred to in sub-section (1) of section 188 in the prescribed form (Form AOC-2) are attached as "Annexure-II"

Director's Report

The details of the transaction with related parties are provided in the notes to accompanying financial statements.

CORPORATE GOVERNANCE

Your company being responsible corporate citizen provides utmost importance to best Corporate Governance practices and always works in the best interest of its stakeholders. Your Company has incorporated the appropriate standards for corporate governance, pursuant to the SEBI (Listing Obligations and Disclosure Requirements) Regulations, 2015

As per regulation 15(2) of the Listing Regulation, the Compliance with the Corporate Governance provisions shall not apply in respect of the following class of the Companies:

- Listed entity having paid up equity share capital not exceeding Rs.10 Crore and Net Worth not exceeding Rs.25 Crore, as on the last day of the previous financial year.
- Listed entity which has listed its specified securities on the SME Exchange.

Since, our Company falls within the ambit of aforesaid exemption (b); hence compliance with the provision of Corporate Governance shall not apply to the Company and it does not form the part of the Annual Report for the financial year 2024-2025.

SEBI COMPLAINTS REDRESS SYSTEM (SCORES)

The investor complaints are processed in a centralized web-based complaints redress system. The salient features of this system are centralized database of all complaints, online upload of Action Taken Reports (ATRs) by the concerned companies and online viewing by investors of actions taken on the complaint and its current status. Your Company has been registered on SCORES and makes every effort to resolve all investor complaints received through SCORES or otherwise within the statutory time limit from the receipt of the complaint. The Company has not received any complaint on the SCORES during financial year 2024-25.

CONSERVATION OF ENERGY, TECHNOLOGY ABSORPTION, FOREIGN EXCHANGE EARNINGS AND OUTGO

The details of conservation of energy, technology absorption, foreign exchange earnings and outgo stipulated under Section 134(3)(m) of the Companies Act, 2013 read with Rule 8 of the Companies (Accounts) Rules,

2014 is annexed herewith as "Annexure-III" and the same forms part of this report.

RISK MANAGEMENT POLICY

Pursuant Section 134(3)(n) of the Act, the Company has in place a Risk Management Policy which provides for the identification therein of elements of risk, which in the opinion of the Board may threaten the existence of the Company. The Policy further contains risk assessment and minimization procedures.

The risk management plan is reviewed by the Board from time to time and suitable changes are made as may be necessitated.

CHANGE IN THE NATURE BUSINESS

There has been no change in the nature of business of the Company in the Financial Year under review.

DISCLOSURE UNDER INSOLVENCY AND BANKRUPTCY CODE, 2016 (31 OF 2016)

During the year under review, neither any application was made nor is any proceeding pending against the Company under the Insolvency and Bankruptcy Code, 2016.

CORPORATE SOCIAL RESPONSIBILITY

Your Company's CSR initiatives align with the core purpose afore stated by prioritizing in areas of skilling, education, and environment sustainability. The Annual Report on CSR activities pursuant to the provisions of section 134 and 135 of the Act read with rule 8 of the Companies (Corporate Social Responsibility Policy) Rules, 2014 and rule 9 of the Companies (Accounts) Rules, 2014 is annexed to this Directors' Report as 'Annexure IV'.

The Chief Financial Officer of the Company has certified that the funds disbursed have been utilized for the purpose and in a manner approved by the Board for FY 2025

The CSR policy is hosted on the Company's website at www.chandandiagnostic.com.

WHISTLE BLOWER POLICY/ VIGIL MECHANISM

To meets the requirement under Section 177(9) and (10) of the Companies Act, 2013 and Regulation 22 of the SEBI (Listing Obligation and Disclosure Requirement) Regulation, 2015, the Company has adopted a Vigil Mechanism/ Whistle Blower Policy with a view to provide a vigilance mechanism for the directors and employees



Director's Report

of the Company to raise concern of any violations of legal or regulatory requirements, incorrectness or misinterpretation of any financial statements and reports etc. The purpose of this Policy is to encourage the Company's directors and employees who have concerns about suspected misconduct, to come forward and express these concerns without fear of punishment or unfair treatment.

Likewise, under this policy, we have prohibited discrimination, retaliation or harassment of any kind against any employee who, based on the employee's reasonable belief that such conduct or practice have occurred or are occurring, reports that information or participates in the said investigation. The Whistle Blower Policy is displayed on the Company's website at www.chandandiagnostic.com.

No individual in the Company has been denied access to the Audit Committee or its Chairman during the FY 2024-25

There were no instances of reporting under the Whistle Blower.

The Whistle Blower Policy of the Company is available on the website of the Company at www.chandandiagnostic.com.

PREVENTION OF INSIDER TRADING

The Company has adopted a Code of Conduct for Prevention of Insider Trading with a view to regulate trading in securities by the Directors and designated employees of the Company. The Code requires pre-clearance for dealing in the Company's shares and prohibits the purchase or sale of Company shares by the Directors and the designated employees while in possession of unpublished price sensitive information in relation to the Company and during the period when the Trading Window is closed. The Board is responsible for implementation of the Code. The Code is displayed on the Company's website at www.chandandiagnostic.com.

PROCEEDINGS INITIATED/PENDING AGAINST YOUR COMPANY UNDER THE INSOLVENCY AND BANKRUPTCY CODE, 2016

There are no proceedings initiated/pending against your Company under the Insolvency and Bankruptcy Code, 2016 which materially impact the Business of the Company.

DETAILS OF REPORTING OF FRAUD BY AUDITOR

There are no instances of Fraud/ Suspected Fraud committed against the Company by the Officers or employees of the Company has been detected by the Auditor as required under Section 143(12) of the Companies Act, 2013 read with Rule 13 of the Companies (Audit and Auditors) Rules, 2014.

INTERNAL CONTROL SYSTEM AND THEIR ADEQUACY

According to Section 134(5) (e) of the Companies Act, 2013 the term "Internal Financial Control (IFC)" means the policies and procedures adopted by the Company for ensuring the orderly and efficient conduct of its business, The Company believes that internal control is a necessary prerequisite of Governance and that freedom should be exercised within a framework of checks and balances. The Company has a well-established internal control framework, which is designed to continuously assess the adequacy, effectiveness and efficiency of financial and operational controls. The financial control framework includes internal controls, delegation of authority procedures, segregation of duties, system access controls and document filing and storage procedures.

The management is committed to ensure an effective internal control environment, commensurate with the size, scale and complexity of the business, which provides an assurance on compliance with internal policies, applicable laws, regulations and protection of resources and assets. The control system ensures that the Company's assets are safeguarded and protected and also takes care to see that revenue leakages and losses to the Company are prevented and our income streams are protected. The control system enables reliable financial reporting. The Audit Committee reviews adherence to internal control systems and internal audit reports.

They have been designed to provide reasonable assurance with regard to recording and providing reliable financial and operational information, complying with applicable statutes, safeguarding assets from unauthorized use, executing transactions with proper authorization and ensure compliance of corporate policies. It has continued its efforts to align all its processes and controls with global best practices.

PUBLIC DEPOSIT

The Company has not accepted any deposits from Shareholders and Public falling within the ambit of Section 73 of the Companies Act, 2013 and rules made there under. Hence, the directives issued by the Reserve Bank of India &

Director's Report

the Provision of Section 73 to 76 of the Company Act, 2013 or any other relevant provisions of the Act and the Rules there under are not applicable.

There were no unclaimed or unpaid deposits as on 31st March, 2025.

LISTING AND DEPOSITORY FEES

Your Company has paid Annual Listing fees for the financial year 2024-2025 to National Stock Exchange of India Limited (NSE) according to the prescribed norms and regulations. Company has also paid Annual Custody fee to National Securities Depository Limited and Issuer fee to Central Depository Services (India) Limited for the financial year 2024-2025.

CODE OF CONDUCT

Commitment to ethical professional conduct is a must for every employee, including Board Members and Senior Management Personnel of the Company. The Code is intended to serve as a basis for ethical decision-making in conduct of professional work. The Code of Conduct enjoins that each individual in the organization must know and respect existing laws, accept and provide appropriate professional views, and be upright in his conduct and observe corporate discipline. The duties of Directors including duties as an Independent Director as laid down in the Companies Act, 2013 also form part of the Code of Conduct. All Board Members and Senior Management Personnel affirm compliance with the Code of Conduct annually as "Annexure - V".

MANAGEMENT DISCUSSION AND ANALYSIS REPORT

The Management's Discussion and Analysis Report for the year under review, as stipulated under regulation 34 (3) and Part B of schedule V of the SEBI (Listing Obligation and Disclosure Requirement) Regulation, 2015 is annexed to this Annual Report as "Annexure - VI".

DISCLOSURE ON SECRETARIAL STANDARDS

During the period under review, applicable Secretarial Standards, i.e. SS-1 and SS-2, relating to 'Meetings of the Board of Directors' and 'General Meetings', respectively, issued by The Institute of Company Secretaries of India have been duly followed by the Company and have devised proper systems to ensure compliance with the provisions of all applicable Secretarial Standards and that such systems are adequate and operating effectively.

PARTICULAR OF EMPLOYEES

The information required under Section 197(12) of the Companies Act, 2013 read with Rule 5(1) of Companies (Appointment and Remuneration of Managerial Personnel) Rules, 2014 are annexed as Annexure VII and forms part of this Report.

The statement containing names of top ten employees in terms of remuneration drawn and the particulars of employees as required under Section 197(12) of the Act read with Rule 5(2) and 5(3) of the Companies (Appointment and Remuneration of Managerial Personnel) Rules, 2014, is provided in a separate annexure forming part of this report. Further, the report and the accounts are being sent to the Members excluding the aforesaid annexure. In terms of Section 136 of the Act, the said annexure is opened for inspection in electronic form. Any Member interested in obtaining a copy of the same may write to the Company Secretary.

DETAILS OF FRAUD REPORTED BY THE AUDITORS

During the year under review, the Statutory Auditors and Internal Auditor have not reported any instances of fraud committed in the Company by its officers or employees.

DETAILS OF DIFFERENCE BETWEEN AMOUNT OF THE VALUATION

There was no one time settlement by the Company with the Banks or Financial Institutions during the year under review, thus, the details of difference between amount of the valuation done at the time of one-time settlement and the valuation done while taking loan from the Banks or Financial Institutions along with the reasons thereof are not applicable.

POLICY AGAINST SEXUAL HARASSMENT

Your Company has always believed in providing safe and harassment free workplace for every individual working in its premises through various interventions and practices. The Company ensures that the work environment at all its locations is conducive to fair, safe and harmonious relations between employees. It strongly believes in upholding the dignity of all its employees, irrespective of their gender or seniority. Discrimination and harassment of any type are strictly prohibited.



Director's Report

SEXUAL HARASSMENT POLICY

The Company has adopted a policy for Prevention, Prohibition and Redressal of Sexual Harassment of Women at Workplace in line with the requirements of the Sexual Harassment of Women at the Workplace (Prevention, Prohibition and Redressal) Act, 2013 (POSH Act). The Company has complied with the provisions relating to constitution of internal complaints committee (ICC) under the POSH Act. All women employees are covered under this policy. ICC has been set up to redress complaints received regarding sexual harassment.

An Internal Compliant Committee (ICC) is in place as per the requirements of the said Act to redress complaints received regarding sexual harassment. All employees (permanent, contractual, temporary, trainees) are covered under this policy. No case has been reported during the year under review.

The details of the complaints received during the year under review were as follows:

No. of Complaints Pending at the Beginning of the Year	0
No. of Complaints Received and Resolved during the year	0
No. of Complaints Pending at the End of the Year	0

STATEMENT ON COMPLIANCE WITH THE MATERNITY BENEFIT ACT, 1961

The Company has complied with the provisions of the Maternity Benefit Act, 1961, including all rules and amendments made thereunder, during the financial year ended March 31, 2025.

EMPLOYEE DEMOGRAPHICS DISCLOSURE

As on March 31, 2025, the employee strength of the Company was as follows:

The above figures include all permanent employees of the Company as on the year-end.

Gender	No. of Employees
Male	867
Female	325
Transgender	0
Total	1192

WEBSITE OF THE COMPANY

Your Company maintains a website www.chandandiagnostic.com where detailed information of the Company and specified details in terms of the Companies Act, 2013 and SEBI (Listing Obligations & Disclosure Requirements) Regulations, 2015 have been provided.

GENERAL

Your Directors state that no disclosure or reporting is required in respect of the following matters

as there were no transactions on these items during the year under review:

- Issue of equity shares with differential rights as to dividend, voting or otherwise.
- Issue of shares (including sweat equity shares) to employees of the Company under any scheme.

The Company does not have any scheme of provision of money for the purchase of its own shares by employees or by trustees for the benefit of employees.

ACKNOWLEDGEMENT

Your Directors wish to place on record their gratitude for the valuable guidance and support rendered by the Government of India, various State Government departments, Banks and stakeholders, including, but not limited to, shareholders, customers and suppliers, among others. We place on record, our appreciation of the contribution made by our employees at all levels.

The Directors take this opportunity to place on record their deep sense of appreciation for the total commitment, dedication and hard work put in by the employees of the Company. Lastly, your directors are deeply grateful for the continuous confidence and faith shown by the members of the Company.

For & On Behalf of Board of Directors
Chandan Healthcare Limited

Asmita Singh
(Managing Director)
DIN: 01098055

Amar Singh
(Managing Director)
DIN: 010963289

Date: 05.09.2025
Place: -Lucknow

Chandan Healthcare Limited

Annexure-I

Form No. AOC-1

Statement containing salient features of the financial statement of Subsidiaries/ associate companies/ joint ventures [Pursuant to first proviso to sub-section (3) of section 129 read with rule 5 of Companies (Accounts) Rules, 2014]

Name of the Company: Chandan Healthcare Limited

Part "A": Subsidiaries

Details of Subsidiaries

(Information in respect of each subsidiary to be presented with amounts in Lakhs)

1 Number of subsidiaries

CIN or any other registration number of subsidiary company	U85196UP1992PLC014075	U47721UP2017PLC193492	U85195UP1997PLC022929
Name of the subsidiary	Indra Diagnostic Centre and Blood Bank Limited	Chandan Pharmacy Limited	Chandan Diagnostic Limited
Date since when subsidiary was acquired	30/06/2017	26/02/2022	31/03/2017
Provisions pursuant to which the company has become a subsidiary (Section 2(87)(i)/Section 2(87)(ii))			
Reporting period for the subsidiary concerned, if different from the holding company's reporting period	From N.A. To N.A.	N.A. N.A.	N.A. N.A.
Reporting currency and Exchange rate as on the last date of the relevant financial year in the case of foreign subsidiaries: -	Reporting Currency Exchange Rate		
Share capital	491.69	32.30	96.86
Reserves & surplus	(155.97)	772.11	(48.49)
Total assets	379.25	3928.12	49.46
Total Liabilities	43.53	3123.71	1.09
Investments	31	114.75	0
Turnover	-	10124.83	0
Profit before taxation	(15.52)	406.57	(1.07)
Tax Expenses	-	116.17	0
Profit after taxation	(15.52)	290.40	(1.07)
Proposed Dividend	-	-	-
% of shareholding	100	53.56	67.99

Number of subsidiaries which are yet to commence operations

Sl. No.	CIN /any other registration number	Names of subsidiaries which are yet to commence operations



Annexure-I

Number of subsidiaries which have been liquidated or have ceased to be a subsidiary during the year.

Sl. No.	CINI any other registration number	Names of subsidiaries

Part "B": Associates and Joint Ventures

Statement pursuant to Section 129 (3) of the Companies Act, 2013 related to Associate Companies and Joint Ventures

Number of Associate / Joint Venture

1	Name of Associate/Joint Venture	
2	Latest audited Balance Sheet Date	
3	Date on which the Associate or Joint Venture was associated or acquired	
4	Shares of Associate/Joint Ventures held by the company on the year end	
A	Number	
B	Amount investment in Associates/Joint Venture	
C	Extent of Holding %	
5	Description of how there is significant influence	
6	Reason why the associate/joint venture is not consolidated	
7	Net worth attributable to Shareholding as per latest audited Balance Sheet	
8	Profit / Loss for the year	
A	Considered in Consolidation	
B	Not Considered in Consolidation	

Number of associates or joint ventures which are yet to commence operations

Sl. No.	CIN/any other registration number	Names of Associates and Joint Ventures which are yet to commence operations

Number of associates or joint ventures which have been liquidated or have ceased to be associate or joint venture during the year

Sl. No.	CIN /any other registration number	Names of Associates and Joint Ventures

Annexure-II

FORM AOC-2

Pursuant to sub-section (1) of section 188 of the Companies Act, 2013 including certain arm's length transactions under fourth proviso thereto [Pursuant to clause (h) of sub-section (3) of section 134 of the Act and Rule 8(2) of the Companies (Accounts) Rules,

Name of the Company: Chandan Healthcare Limited

Details of contracts or arrangements or transactions not at arm's length basis

Number of contracts or arrangements or transactions not at arm's length basis

Corporate identity number (CIN) or foreign company registration number (FCRN) or Limited Liability Partnership number (LLPIN) or Foreign Limited Liability Partnership number (FLLPIN) or Permanent Account Number (PAN)/Passport for individuals or any other registration number	-
Name(s) of the related party	-
Nature of relationship	-
Nature of contracts/ arrangements/ transactions	-
Duration of the contracts / arrangements/ transactions	-
Salient terms of the contracts or arrangements or transactions including actual / expected contractual amount	-
Justification for entering into such contracts or arrangements or transactions	-
Date of approval by the Board (DD/MM/YYYY)	-
Amount paid as advances, if any	-
Date on which the resolution was passed in general meeting as required under first proviso to section 188 (DD/MM/YYYY)	-
SRN of MGT-14	-

Details of material contracts or arrangements or transactions at arm's length basis

Number of contracts or arrangements or transactions at arm's length basis

1	Corporate identity number (CIN) or foreign company registration number (FCRN) or Limited Liability Partnership number (LLPIN) or Foreign Limited Liability Partnership number (FLLPIN) or Permanent Account Number (PAN)/Passport for individuals or any other registration number	FRPPS0695A
	Name(s) of the related party	Aasti Singh
	Nature of relationship	Relative of Director
	Nature of contracts/ arrangements/ transactions	Availing/providing Services
	Duration of the contracts / arrangements/ transactions	Throughout the year
	Salient terms of the contracts or arrangements or transactions including actual / expected contractual amount	Rs. (0.97)
	Date of approval by the Board (DD/MM/YYYY)	05/04/2024
	Amount paid as advances, if any	Nil



Annexure-II

2	Corporate identity number (CIN) or foreign company registration number (FCRN) or Limited Liability Partnership number (LLPIN) or Foreign Limited Liability Partnership number (FLLPIN) or Permanent Account Number (PAN)/Passport for individuals or any other registration number	AGQPS5396H
	Name(s) of the related party	Amar Singh
	Nature of relationship	Director
	Nature of contracts/ arrangements/ transactions	Availing/providing Services
	Duration of the contracts / arrangements/ transactions	Throughout the year
	Salient terms of the contracts or arrangements or transactions including actual / expected contractual amount	Rs. 254.80
	Date of approval by the Board (DD/MM/YYYY)	05/04/2024
	Amount paid as advances, if any	Nil
3	Name(s) of the related party	Amar Singh
	Nature of contracts/ arrangements/ transactions	Salary
	Duration of the contracts / arrangements/ transactions	Throughout the year
	Salient terms of the contracts or arrangements or transactions including actual / expected contractual amount	Rs. 180.00
	Date of approval by the Board (DD/MM/YYYY)	05/04/2024
	Amount paid as advances, if any	Nil
4	Corporate identity number (CIN) or foreign company registration number (FCRN) or Limited Liability Partnership number (LLPIN) or Foreign Limited Liability Partnership number (FLLPIN) or Permanent Account Number (PAN)/Passport for individuals or any other registration number	AWSPS3852L
	Name(s) of the related party	Anant Singh
	Nature of relationship	Relative of Director
	Nature of contracts/ arrangements/ transactions	Availing/providing Services
	Duration of the contracts / arrangements/ transactions	Throughout the year
	Salient terms of the contracts or arrangements or transactions including actual / expected contractual amount	Rs. (1.58)
	Date of approval by the Board (DD/MM/YYYY)	05/04/2024
	Amount paid as advances, if any	Nil
5	Corporate identity number (CIN) or foreign company registration number (FCRN) or Limited Liability Partnership number (LLPIN) or Foreign Limited Liability Partnership number (FLLPIN) or Permanent Account Number (PAN)/Passport for individuals or any other registration number	AWSPS3853M
	Name(s) of the related party	Asmita Singh
	Nature of relationship	Director
	Nature of contracts/ arrangements/ transactions	Availing/providing Services
	Duration of the contracts / arrangements/ transactions	Throughout the year
	Salient terms of the contracts or arrangements or transactions including actual / expected contractual amount	Rs. (59.05)
	Date of approval by the Board (DD/MM/YYYY)	05/04/2024

Annexure-II

	Amount paid as advances, if any	Nil
6	Name(s) of the related party	Asmita Singh
	Nature of relationship	Director
	Nature of contracts/ arrangements/ transactions	Salary
	Duration of the contracts / arrangements/ transactions	Throughout the year
	Salient terms of the contracts or arrangements or transactions including actual / expected contractual amount	Rs. 84.00
	Date of approval by the Board (DD/MM/YYYY)	05/04/2024
	Amount paid as advances, if any	Nil
7	Corporate identity number (CIN) or foreign company registration number (FCRN) or Limited Liability Partnership number (LLPIN) or Foreign Limited Liability Partnership number (FLLPIN) or Permanent Account Number (PAN)/Passport for individuals or any other registration number	AAXPL5673R
	Name(s) of the related party	Vinay Lamba
	Nature of relationship	Director
	Nature of contracts/ arrangements/ transactions	Availing/providing Services
	Duration of the contracts / arrangements/ transactions	Throughout the year
	Salient terms of the contracts or arrangements or transactions including actual / expected contractual amount	Rs. (52.03)
	Date of approval by the Board (DD/MM/YYYY)	05/04/2024
	Amount paid as advances, if any	Nil
8	Name(s) of the related party	Vinay Lamba
	Nature of relationship	Director
	Nature of contracts/ arrangements/ transactions	Salary
	Duration of the contracts / arrangements/ transactions	Throughout the year
	Salient terms of the contracts or arrangements or transactions including actual / expected contractual amount	Rs. 21.90
	Date of approval by the Board (DD/MM/YYYY)	05/04/2024
	Amount paid as advances, if any	Nil
9	Corporate identity number (CIN) or foreign company registration number (FCRN) or Limited Liability Partnership number (LLPIN) or Foreign Limited Liability Partnership number (FLLPIN) or Permanent Account Number (PAN)/Passport for individuals or any other registration number	AIVPN6380K
	Name(s) of the related party	Rajeev Kumar Nain
	Nature of relationship	KMP
	Nature of contracts/ arrangements/ transactions	Availing/providing Services
	Duration of the contracts / arrangements/ transactions	Throughout the year
	Salient terms of the contracts or arrangements or transactions including actual / expected contractual amount	Rs. (49.76)
	Date of approval by the Board (DD/MM/YYYY)	05/04/2024
	Amount paid as advances, if any	Nil
10	Name(s) of the related party	Rajeev Kumar Nain



Annexure-II

Nature of relationship	KMP
Nature of contracts/ arrangements/ transactions	Salary
Duration of the contracts / arrangements/ transactions	Throughout the year
Salient terms of the contracts or arrangements or transactions including actual / expected contractual amount	Rs. 48.54
Date of approval by the Board (DD/MM/YYYY)	05/04/2024
Amount paid as advances, if any	Nil
11 Corporate identity number (CIN) or foreign company registration number (FCRN) or Limited Liability Partnership number (LLPIN) or Foreign Limited Liability Partnership number (FLLPIN) or Permanent Account Number (PAN)/Passport for individuals or any other registration number	AHNPS7885B
Name(s) of the related party	Ajai Singh
Nature of relationship	Relative of Director
Nature of contracts/ arrangements/ transactions	Availing/providing Services
Duration of the contracts / arrangements/ transactions	Throughout the year
Salient terms of the contracts or arrangements or transactions including actual / expected contractual amount	Rs. (1.50)
Date of approval by the Board (DD/MM/YYYY)	05/04/2024
Amount paid as advances, if any	Nil
11 Corporate identity number (CIN) or foreign company registration number (FCRN) or Limited Liability Partnership number (LLPIN) or Foreign Limited Liability Partnership number (FLLPIN) or Permanent Account Number (PAN)/Passport for individuals or any other registration number	AATPL6545J
Name(s) of the related party	Nisha Lamba
Nature of relationship	Relative of Director
Nature of contracts/ arrangements/ transactions	Availing/providing Services
Duration of the contracts / arrangements/ transactions	Throughout the year
Salient terms of the contracts or arrangements or transactions including actual / expected contractual amount	Rs. (3.35)
Date of approval by the Board (DD/MM/YYYY)	05/04/2024
Amount paid as advances, if any	Nil
12 Corporate identity number (CIN) or foreign company registration number (FCRN) or Limited Liability Partnership number (LLPIN) or Foreign Limited Liability Partnership number (FLLPIN) or Permanent Account Number (PAN)/Passport for individuals or any other registration number	ACLPL2389Q
Name(s) of the related party	Vikas Lamba
Nature of relationship	Relative of Director
Nature of contracts/ arrangements/ transactions	Availing/providing Services
Duration of the contracts / arrangements/ transactions	Throughout the year
Salient terms of the contracts or arrangements or transactions including actual / expected contractual amount	Rs. (7.93)
Date of approval by the Board (DD/MM/YYYY)	05/04/2024

Annexure-II

Amount paid as advances, if any	Nil
13 Corporate identity number (CIN) or foreign company registration number (FCRN) or Limited Liability Partnership number (LLPIN) or Foreign Limited Liability Partnership number (FLLPIN) or Permanent Account Number (PAN)/Passport for individuals or any other registration number	ABUPL4208N
Name(s) of the related party	Vishal Lamba
Nature of relationship	Relative of Director
Nature of contracts/ arrangements/ transactions	Availing/providing Services
Duration of the contracts / arrangements/ transactions	Throughout the year
Salient terms of the contracts or arrangements or transactions including actual / expected contractual amount	Rs. (5.19)
Date of approval by the Board (DD/MM/YYYY)	05/04/2024
Amount paid as advances, if any	Nil
14 Corporate identity number (CIN) or foreign company registration number (FCRN) or Limited Liability Partnership number (LLPIN) or Foreign Limited Liability Partnership number (FLLPIN) or Permanent Account Number (PAN)/Passport for individuals or any other registration number	U85110UP1995PLC018739
Name(s) of the related party	Chandan Hospital Limited
Nature of relationship	Company where Directors have interest
Nature of contracts/ arrangements/ transactions	Availing/providing Services
Duration of the contracts / arrangements/ transactions	Throughout the year
Salient terms of the contracts or arrangements or transactions including actual / expected contractual amount	Rs. 9.73
Date of approval by the Board (DD/MM/YYYY)	05/04/2024
Amount paid as advances, if any	Nil
15 Name(s) of the related party	Chandan Hospital Limited
Nature of relationship	Company where Directors have interest
Nature of contracts/ arrangements/ transactions	Purchase/(Sales) of goods/ services
Duration of the contracts / arrangements/ transactions	Throughout the year
Salient terms of the contracts or arrangements or transactions including actual / expected contractual amount	Rs. (1,032.94)
Date of approval by the Board (DD/MM/YYYY)	05/04/2024
Amount paid as advances, if any	Nil
16 Corporate identity number (CIN) or foreign company registration number (FCRN) or Limited Liability Partnership number (LLPIN) or Foreign Limited Liability Partnership number (FLLPIN) or Permanent Account Number (PAN)/Passport for individuals or any other registration number	U86100UP2024PLC204255
Name(s) of the related party	Chandan Institute of Medical Sciences Limited



Annexure-II

Nature of relationship	Company where Directors have interest
Nature of contracts/ arrangements/ transactions	Availing/providing Services
Duration of the contracts / arrangements/ transactions	Throughout the year
Salient terms of the contracts or arrangements or transactions including actual / expected contractual amount	Rs. (26.27)
Date of approval by the Board (DD/MM/YYYY)	05/04/2024
Amount paid as advances, if any	Nil
17 Corporate identity number (CIN) or foreign company registration number (FCRN) or Limited Liability Partnership number (LLPIN) or Foreign Limited Liability Partnership number (FLLPIN) or Permanent Account Number (PAN)/Passport for individuals or any other registration number	U47721UP2017PLC193492
Name(s) of the related party	Chandan Pharmacy Limited
Nature of relationship	Subsidiary Company
Nature of contracts/ arrangements/ transactions	Availing/providing Services
Duration of the contracts / arrangements/ transactions	Throughout the year
Salient terms of the contracts or arrangements or transactions including actual / expected contractual amount	Rs. 54.38
Date of approval by the Board (DD/MM/YYYY)	05/04/2024
Amount paid as advances, if any	Nil
Name(s) of the related party	Chandan Pharmacy Limited
Nature of relationship	Subsidiary Company
Nature of contracts/ arrangements/ transactions	Purchase/(Sales) of goods/ services
Duration of the contracts / arrangements/ transactions	Throughout the year
Salient terms of the contracts or arrangements or transactions including actual / expected contractual amount	Sales
Purchase	21.68
Date of approval by the Board (DD/MM/YYYY)	05/04/2024
Amount paid as advances, if any	Nil
18 Corporate identity number (CIN) or foreign company registration number (FCRN) or Limited Liability Partnership number (LLPIN) or Foreign Limited Liability Partnership number (FLLPIN) or Permanent Account Number (PAN)/Passport for individuals or any other registration number	AAATC2479F
Name(s) of the related party	Chandan Singh Foundation
Nature of relationship	Trust where Directors have interest
Nature of contracts/ arrangements/ transactions	Availing/providing Services
Duration of the contracts / arrangements/ transactions	Throughout the year
Salient terms of the contracts or arrangements or transactions including actual / expected contractual amount	Rs. 54.38
Date of approval by the Board (DD/MM/YYYY)	05/04/2024

Annexure-II

Amount paid as advances, if any	Nil
19 Corporate identity number (CIN) or foreign company registration number (FCRN) or Limited Liability Partnership number (LLPIN) or Foreign Limited Liability Partnership number (FLLPIN) or Permanent Account Number (PAN)/Passport for individuals or any other registration number	U85195UP1997PLC022929
Name(s) of the related party	Chandan Diagnostic Limited
Nature of relationship	Subsidiary Company
Nature of contracts/ arrangements/ transactions	Availing/providing Services
Duration of the contracts / arrangements/ transactions	Throughout the year
Salient terms of the contracts or arrangements or transactions including actual / expected contractual amount	Rs. (0.32)
Date of approval by the Board (DD/MM/YYYY)	05/04/2024
Amount paid as advances, if any	Nil
20 Name(s) of the related party	Chandan Diagnostic Limited
Nature of relationship	Subsidiary Company
Nature of contracts/ arrangements/ transactions	Purchase/(Sales) of goods/ services
Duration of the contracts / arrangements/ transactions	Throughout the year
Salient terms of the contracts or arrangements or transactions including actual / expected contractual amount	Rs. 0.32
Date of approval by the Board (DD/MM/YYYY)	05/04/2024
Amount paid as advances, if any	Nil
21 Corporate identity number (CIN) or foreign company registration number (FCRN) or Limited Liability Partnership number (LLPIN) or Foreign Limited Liability Partnership number (FLLPIN) or Permanent Account Number (PAN)/Passport for individuals or any other registration number	U85196UP1992PLC014075
Name(s) of the related party	Indra Diagnostic Centre & Blood Bank Limited
Nature of relationship	Subsidiary Company
Nature of contracts/ arrangements/ transactions	Availing/providing Services
Duration of the contracts / arrangements/ transactions	Throughout the year
Salient terms of the contracts or arrangements or transactions including actual / expected contractual amount	Rs. 680
Date of approval by the Board (DD/MM/YYYY)	05/04/2024
Amount paid as advances, if any	Nil
22 Name(s) of the related party	Indra Diagnostic Centre & Blood Bank Limited
Nature of relationship	Subsidiary Company
Nature of contracts/ arrangements/ transactions	Purchase/(Sales) of goods/ services
Duration of the contracts / arrangements/ transactions	Throughout the year



Annexure-II

Salient terms of the contracts or arrangements or transactions including actual / expected contractual amount	Rs. (340.28)
Date of approval by the Board (DD/MM/YYYY)	05/04/2024
Amount paid as advances, if any	Nil
23 Nature of relationship	Subsidiary Company
Nature of contracts/ arrangements/ transactions	Availing/providing Services
Duration of the contracts / arrangements/ transactions	Throughout the year
Salient terms of the contracts or arrangements or transactions including actual / expected contractual amount	Rs. 680
Date of approval by the Board (DD/MM/YYYY)	05/04/2024
Amount paid as advances, if any	Nil
24 Corporate identity number (CIN) or foreign company registration number (FCRN) or Limited Liability Partnership number (LLPIN) or Foreign Limited Liability Partnership number (FLLPIN) or Permanent Account Number (PAN)/Passport for individuals or any other registration number	U24239UP2022PTC161589
Name(s) of the related party	Cendana Pharmaceuticals Private Limited
Nature of relationship	Company where Directors have interest
Nature of contracts/ arrangements/ transactions	Availing/providing Services
Duration of the contracts / arrangements/ transactions	Throughout the year
Salient terms of the contracts or arrangements or transactions including actual / expected contractual amount	Rs. 13.22
Date of approval by the Board (DD/MM/YYYY)	05/04/2024
Amount paid as advances, if any	Nil
25 Name(s) of the related party	Cendana Pharmaceuticals Private Limited
Nature of relationship	Company where Directors have interest
Nature of contracts/ arrangements/ transactions	Purchase/(Sales) of goods/ services
Duration of the contracts / arrangements/ transactions	Throughout the year
Salient terms of the contracts or arrangements or transactions including actual / expected contractual amount	Purchase
Sales	Rs. (81.36)
Date of approval by the Board (DD/MM/YYYY)	05/04/2024
Amount paid as advances, if any	Nil
26 Corporate identity number (CIN) or foreign company registration number (FCRN) or Limited Liability Partnership number (LLPIN) or Foreign Limited Liability Partnership number (FLLPIN) or Permanent Account Number (PAN)/Passport for individuals or any other registration number	U86100UP2023PLC183925
Name(s) of the related party	Chandan Super Speciality Hospital Limited

Annexure-II

Nature of relationship	Company where Directors have interest
Nature of contracts/ arrangements/ transactions	Availing/providing Services
Duration of the contracts / arrangements/ transactions	Throughout the year
Salient terms of the contracts or arrangements or transactions including actual / expected contractual amount	Rs. 95.91
Date of approval by the Board (DD/MM/YYYY)	05/04/2024
Amount paid as advances, if any	Nil
27 Name(s) of the related party	Chandan Super Speciality Hospital Limited
Nature of relationship	Company where Directors have interest
Nature of contracts/ arrangements/ transactions	Purchase/(Sales) of goods/ services
Duration of the contracts / arrangements/ transactions	Throughout the year
Salient terms of the contracts or arrangements or transactions including actual / expected contractual amount	Rs. (103.82)
Date of approval by the Board (DD/MM/YYYY)	05/04/2024
Amount paid as advances, if any	Nil
28 Corporate identity number (CIN) or foreign company registration number (FCRN) or Limited Liability Partnership number (LLPIN) or Foreign Limited Liability Partnership number (FLLPIN) or Permanent Account Number (PAN)/Passport for individuals or any other registration number	U65993UP2008PTC035234
Name(s) of the related party	Amaranita Holdings (India) Private Limited
Nature of relationship	Company where Directors have interest
Nature of contracts/ arrangements/ transactions	Availing/providing Services
Duration of the contracts / arrangements/ transactions	Throughout the year
Salient terms of the contracts or arrangements or transactions including actual / expected contractual amount	Rs. (87.85)
Date of approval by the Board (DD/MM/YYYY)	05/04/2024
Amount paid as advances, if any	Nil



Annexure-III

DISCLOSURE OF THE PARTICULARS WITH RESPECT TO CONSERVATION OF ENERGY, TECHNOLOGY ABSORPTION AND FOREIGN EXCHANGE EARNINGS AND OUTGO AS REQUIRED UNDER SECTION 134(3)(m) OF THE COMPANIES ACT, 2013 READ WITH RULE 8(3) OF THE COMPANIES (ACCOUNTS) RULES, 2014

A) CONSERVATION OF ENERGY

- i) The steps taken or impact on conservation of energy;
 - The Company has taken various steps for minimization of energy consumption by putting continuous efforts towards optimization of operating and processing activities, upgradation and modernization of plant equipment etc.
- ii) The steps taken by the company for utilizing alternate sources of energy: NIL
- iii) The capital investment on energy conservation equipments; NIL

B) TECHNOLOGY ABSORPTION

From B: Disclosure of particulars with respect to Technology absorption Technology, absorption, adaptation and innovation

- i. Efforts made towards technology absorption: NIL
- ii. The benefits derived like product improvement, cost reduction, product development or import substitution: NIL
- iii. In case of imported technology (imported during the last three years reckoned from the beginning of the financial year)- NIL
 - a. the details of technology imported;
 - b. the year of import;
 - c. whether the technology been fully absorbed;
 - d. if not fully absorbed, areas where absorption has not taken place, and the reasons thereof;
 - e. The expenditure incurred on Research and Development:

C) FOREIGN EXCHANGE EARNING AND OUTGO

Particulars	FY 2024-25	FY 2023-24
Foreign Exchange earnings	-	-
Foreign Exchange outgo	-	-

For & On Behalf of Board of Directors
Chandan Healthcare Limited

Asmita Singh
(Managing Director)
DIN: 01098055

Amar Singh
(Managing Director)
DIN: 010963289

Date: 05/09/2025
Place: -Lucknow

Annexure IV

ANNUAL REPORT ON CORPORATE SOCIAL RESPONSIBILITY

[Pursuant to clause (o) of Sub-Section 3 of Section 134 of the Act, Section 135 read with and Companies (Corporate Social Responsibility Policy) Rules, 2014, as amended]

1. Brief Outline on the CSR Policy of the Company:

The purpose of Corporate Social Responsibility (CSR) Policy of the Company is to devise an appropriate strategy and focus for its CSR initiatives and lay down the broad principles on the basis of which it will fulfill its CSR objectives. The main objective of CSR Policy of the Company is to demonstrate commitment to the common good through responsible business practices and good governance; set appropriate standards of quality in the delivery of services in the social sector by creating robust processes and replicable models; to operate its business in an economically, socially and environmentally sustainable manner, while recognizing the interests of all its stakeholders.

2. Composition of CSR Committee:

Particulars	Name of Members	Designation / Nature of Directorship	Number of Meetings of CSR Committee held during the year	Number of Meetings of CSR Committee attend during the year
1.	Amar Singh	Managing Director (Chairperson)	2	2
2.	Brahma Nand Bhartiya	Independent Director (Member)	2	2
3.	Vinay Lamba	Non-executive Director (Member)	2	2

3. Provide the web-link where Composition of CSR Committee, CSR Policy by the Board is disclosed on the website of the Company:

The Composition of CSR Committee, Company's CSR Policy and CSR projects are available on the website of the Company

Composition of CSR Committee : <https://chandandiagnostic.com>

Company's CSR Policy : <https://chandandiagnostic.com>

4. Provide the execution summary alongwith web-link(s) of Impact Assessment of CSR projects carried out in pursuance of sub-rule (3) of rule 8, if applicable:

5. (a) Average net profit of the company as per sub-section 5 of Section 135: Rs. 62.28 lacs
- (b) Two percent of average net profit of the Company as per sub-section 5 of Section 135: Rs. 12.46 lacs
- (c) Surplus arising out of the CSR projects or programmes or activities of the previous financial years: Nil
- (d) Amount required to be set off for the financial year, if any: Nil

Total CSR obligation for the financial year [(b)+(c)-(d)]: Rs. 12.46 lacs



Annexure IV

6. (a) CSR amount spent or unspent for the financial year:

Total Amount Spent for the Financial Year 2024-25 (In Rs.)	Amount Unspent (In Rs.)				
	Total Amount transferred to Unspent CSR Account as per Section 135(6)		Amount Transferred to any fund specified under Schedule VII as per second provision to Section 135(5)		
	Amount	Date of Transfer	Name of Fund	Amount	Date of Transfer
12.48 lacs	-	-	-	-	-

(b) Details of CSR amount spent against ongoing projects for the financial year: NIL

Sl. No.	Name of the Project	Item from the list of activities in Sched- ule VII to the Act	Local Area (Yes/No)	Location of the Project		Project Duration
				State	District	
-	-	-	-	-	-	-

Amount Allocated for the Project (In Rs.)	Amount Spent in the Current Financial Year (In Rs.)	Amount transferred to unspent CSR account for the project as per Section 135(6)	Mode of implementation Direct (Yes /No)	Mode Of Implementation Through Implementing Agency	
				Name	CSR Registration
-	-	-	-	-	-

(c) Details of CSR amount spent against other than ongoing projects for the financial year:

Sl. No.	Name of the Project	Item from the list of activities in Sched- ule VII to the Act	Local Area (Yes/No)	Location of the Project		Project Duration
				State	District	
1	Chandan CSR Activity	Promoting education, including special education and employment enhancing vocation skills	Yes	Uttar Pradesh	Lucknow	1 years

Amount Allocated for the Project (In Rs.)	Amount Spent in the Current Financial Year (In Rs.)	Amount transferred to unspent CSR account for the project as per Section 135(6)	Mode of implementation Direct (Yes /No)	Mode Of Implementation Through Implementing Agency	
				Name	CSR Registration
12.48 Lacs	12.48 Lacs	Nil	No	Maulana Abdul Kalam Azad Educational Society	CSR00065217/80(G)

Annexure IV

(d) Amount spent in Administrative Overheads:

(e) Amount spent on Impact Assessment, if applicable:

(f) Total amount spent for the Financial Year 2024-25 [(a)+(b)+(c)]:

(g) Details of CSR amount spent or unspent for the financial year: Nil

Total Amount Spent for the Financial Year 2024-2025 (In Rs.)	Amount Unspent (In Rs.)				
	Total Amount transferred to Un- spent CSR Account as per Section 135(6)		Amount transferred to any fund specified under Schedule VII as per second provision to Section 135 (5)		
	Amount	Date of Transfer	Name of Fund	Amount	Date of Transfer
-	-	-	-	-	-

(h) Excess amount for set-off, if any:

Sl. No.	Particular	Amount (In Rs.) Lakh
(i)	Two percent of average net profit of the Company as per section 135(5)	12.46
(ii)	Total amount spent for the Financial Year	12.48
(iii)	Excess amount spent for the financial year [(ii)-(i)]	0.02
	The CSR Committee recommended & Board has approved Rs. 12.48 lakh as CSR Expenditure for FY 2024-25	
(iv)	Surplus arising out of the CSR projects or programmes or activities of the previous Financial Years, if any	-
(v)	Amount available for set off in succeeding Financial Years [(iii)-(iv)]	0.02

7. Details of Unspent CSR amount for the preceding three financial years: NIL

Sl. No.	Preceding Financial Year	Amount Transferred to Unspent CSR Account under Section 135(6) (In Rs.)	Balance Amount in Un-spent CSR Account under Sub Section (6) of Section 135 (In Rs.)	Amount Spent in the Report- ing Financial Year (In Rs.)	Amount Transferred to any fund specified under Sched- ule VII as per Section 135(6) If Any	Amount Remaining to be Spent in Succeeding Financial Years (In Rs.)	Defi- cien- cy, If Any
1	2021-22	-	-	-	-	-	-
2	2022-23	-	-	-	-	-	-
3	2023-24	-	-	-	-	-	-



Annexure IV

- a) Whether any capital assets have been created or acquired through Corporate Social Responsibility amount spent in the Financial Year:

If yes, enter the number of Capital assets created/ acquired:

Furnish the details relating to such asset(s) so created or acquired through Corporate Social Responsibility amount spent in the Financial Year: NIL

Sl. No.	Short particulars of the property or Assets(s)	Pin code of the property or asset(s)	Date of Creation	Date of Creation	Details of entity/ Authority/ beneficiary of the registered owner		
(1)	(2)	(3)	(4)	(5)	(6)		
					CSR Registration Number, if Applicable	Name	Registered Address

Specify the reason(s), if the Company has failed to spend two percent of the average net profit as per section 135(5): NA

For & On Behalf of Board of Directors
Chandan Healthcare Limited

Asmita Singh
(Managing Director)
DIN: 01098055

Amar Singh
(Managing Director)
DIN: 010963289

Date: 05/09/2025
Place: -Lucknow

Annexure V

DECLARATION ON CODE OF CONDUCT

To,

The Members of Chandan Healthcare Limited

This is to certify that the Company has laid down a Code of Conduct (the Code) for all Board Members and Senior Management Personnel of the Company and a copy of the Code is put on the website of the Company viz www.chandandiagnostic.com.

It is further confirmed that all Board Members and Senior Management Personnel have affirmed compliance with the Code of Conduct for Board of Directors and Senior Management Personnel, as approved by the Board, for the financial year ended on March 31, 2025.

For & On Behalf of Board of Directors
Chandan Healthcare Limited

Asmita Singh
(Managing Director)
DIN: 01098055

Amar Singh
(Managing Director)
DIN: 010963289

Date: 05/09/2025
Place: -Lucknow



Annexure VI

Management Discussion and Analysis

Economic Overview

Global Economic Overview

The global economy in FY 2024-25 demonstrated resilience, navigating a complex landscape of persistent inflation and tight monetary policies. According to the International Monetary Fund (IMF), the world economy is forecasted to maintain a steady growth rate of 3.2% through 2024 and 2025, mirroring the pace of 2023. While advanced economies are expected to see a slight acceleration, this will be balanced by a modest slowdown in emerging markets.

Global inflation is projected to decline from 6.8% in 2023 to 5.9% in 2024 and 4.5% in 2025. However, risks remain, including geopolitical tensions, supply chain disruptions, and persistent structural frictions that could impede the movement of capital and labour to productive firms. Despite these challenges, the global economy has shown surprising stability, setting a cautiously optimistic tone for international markets.

Indian Economic Overview

India stood out as a beacon of growth and stability in the global economy during FY 2024-25. The nation solidified its position as the world's fastest-growing major economy, with the Reserve Bank of India (RBI) estimating a robust real GDP growth of approximately 6.5%. This impressive performance was underpinned by strong domestic demand, buoyant private consumption, and a strategic government focus on capital expenditure.

Key economic indicators painted a picture of strength. Retail inflation moderated, falling to its lowest levels in recent years, which supported consumer sentiment and purchasing power. The country achieved record-high total exports, and Foreign Direct Investment (FDI) inflows saw a significant increase, reflecting sustained global investor confidence in India's long-term potential. With ample foreign exchange reserves providing a cushion against external shocks, the Indian economy demonstrated remarkable resilience and is poised for continued momentum.

Industry Overview

The Indian Healthcare Sector

The Indian healthcare industry is in a golden decade, projected to grow from approximately US\$638 billion by 2025. This expansion is driven by fundamental shifts,

including rising income levels, greater health awareness, an increasing prevalence of lifestyle diseases, and a growing geriatric population. The sector is also benefiting from a surge in medical tourism and the rapid adoption of digital health technologies like telemedicine and AI-powered diagnostics. Public health expenditure has steadily increased, with the government aiming to raise it to 2.5% of GDP, signalling a strong commitment to strengthening the nation's health infrastructure.

The Indian Diagnostic Industry

The diagnostic services market, a critical component of the healthcare ecosystem, is projected to grow from US\$13 billion in FY23 to US\$25 billion by FY28, at a compelling CAGR of approximately 14%. The market remains highly fragmented, with standalone centres holding the largest share, presenting significant opportunities for consolidation and growth for organized players like Chandan Healthcare.

- **Pathology Segment:** This segment accounts for nearly 58% of the market and is driven by the rising demand for preventive and specialized testing.
- **Radiology Segment:** This segment is witnessing rapid growth, particularly in Tier-II and Tier-III cities, fuelled by the need for advanced imaging modalities like MRI and CT scans.

The industry is undergoing a technological transformation, with automation, digitalization, and Point-of-Care Testing (POCT) enhancing efficiency, accuracy, and accessibility.

Government Initiatives

The Government of India has launched several transformative initiatives that are acting as powerful catalysts for the healthcare and diagnostics sector:

- **Ayushman Bharat Pradhan Mantri Jan Arogya Yojana (AB-PMJAY):** As the world's largest health assurance scheme, PM-JAY provides health coverage to millions of vulnerable families, significantly boosting demand for diagnostic services. Its recent expansion to include all senior citizens aged 70 and above will further widen its impact.
- **Ayushman Bharat Digital Mission (ABDM):** This mission is creating a national digital health ecosystem. The creation of Ayushman Bharat Health Accounts (ABHA) allows citizens to link, store, and share their health records digitally, improving the continuum of care and making diagnostic data more accessible.

Annexure VI

- **Pradhan Mantri Ayushman Bharat Health Infrastructure Mission (PM-ABHIM):** With a substantial outlay of ₹64,180 crore, this scheme is dedicated to strengthening healthcare infrastructure from the ground up, including building a network of modern surveillance laboratories at block, district, and national levels.

These initiatives are collectively working to improve healthcare access, affordability, and quality, thereby creating a favourable operating environment for the diagnostics industry.

Company Overview & Performance

Chandan Healthcare Limited is a leading integrated healthcare provider with a strong foothold in North India. For over two decades, we have been committed to delivering accurate, affordable, and accessible diagnostic and pharmacy services. Our patient-first philosophy, backed by a robust network, advanced technology, and a dedicated team, has made us a trusted name in healthcare.

Operational Performance

FY 2024-25 was a year of strong operational execution and strategic expansion. We solidified our leadership in core markets while venturing into new geographies.

- **Network Expansion:** Our network grew to include 40 diagnostic centres and 360 collection centres across 35 cities in 4 states. While Uttar Pradesh and Uttarakhand remain our core markets, we have initiated our entry into Rajasthan, Bihar, Delhi, Madhya Pradesh, and Chhattisgarh.
- **Test Volumes:** We conducted over 53.98 lakh tests, serving 18.21 lakh patients during the year. This reflects the deep trust patients and clinicians place in our services.
- **Service Mix:** We offer a comprehensive menu of 1,496 tests, including 1,015 specialized pathology and 236 radiology tests. Our focus on expanding high-margin specialized diagnostics has improved our revenue mix and profitability.
- **Digital Transformation:** Our digital-first approach continues to gain traction. The Chandan 24x7 App, with over 100,000 downloads, serves as a unified platform for booking tests, accessing reports, and ordering medicines, enhancing patient convenience and engagement.

- **Business Model:** Our diversified B2C, B2B, and B2G revenue streams provide stability and scalability. We have strong partnerships with over 30 private hospitals and Clinics (B2B) and are actively involved in government PPP contracts (B2G), complementing our strong retail (B2C) presence.

Financial Performance

The Company delivered an excellent financial performance in FY 2024-25, marked by robust growth across both standalone and consolidated results. This was driven by strong volume growth, improved operational efficiencies, and strategic investments in our network.

Standalone

Particulars	FY 2024-25 (₹ in Crores)	FY 2023-24 (₹ in Crores)	Growth (%)
Revenue from Operations	129.16	99.87	29.32
EBITDA	38.16	26.44	44.34
Profit After Tax (PAT)	20.78	16.02	29.73

Consolidated

Particulars	FY 2024-25 (₹ in Crores)	FY 2023-24 (₹ in Crores)	Growth (%)
Revenue from Operations	230.12	176.59	30.31
EBITDA	43.38	27.62	57.09
Profit After Tax (PAT)	23.52	16.36	43.78

- **Revenue Growth:** On a consolidated basis, our Revenue from Operations surged by 30.31% to ₹230.12 crore, while standalone revenue grew by a strong 29.32% to ₹129.16 crore. This growth was driven by increased patient volumes, expansion into new territories, and a favourable shift towards higher-value specialized tests.
- **Enhanced Profitability:** We achieved significant improvement in profitability. Consolidated EBITDA grew by an impressive 57.09% to ₹43.38 crore, reflecting excellent operational leverage and cost management. Standalone EBITDA also recorded a robust growth of 44.34%. The consolidated Profit After Tax (PAT) witnessed a substantial increase of 43.78% to ₹23.52 crore.



Annexure VI

- **Strong Balance Sheet:** Our financial position strengthened considerably. The Debt-Equity Ratio improved from 1.02 in FY24 to a healthy 0.39 in FY25. The Current Ratio also improved to 1.94, indicating a comfortable liquidity position to fund our short-term obligations and growth initiatives.
- **Superior Shareholder Returns:** Return on Net Worth showed significant improvement, growing by 65.71% over the previous year. This demonstrates our ability to efficiently deploy capital and generate strong returns for our shareholders.

Ratio Analysis

Ratio	FY 2024–25	FY 2023–24	% Change	Explanation
Debtors Turnover	73.21 days	66.91 days	+9.42%	Collection period increased: receivables are realized slower than last year
Inventory Turnover	39.66	29.12	+36.18%	Improved efficiency in inventory management and faster stock rotation
Interest Coverage Ratio	7.95	8.74	-9.05%	Slight decline; company still maintains strong ability to service interest
Current Ratio	1.94	1.06	+84.76%	Significant improvement in liquidity and short-term solvency position
Debt Equity Ratio	0.39	0.87	-61.76%	Debt reduced substantially; strengthened capital structure
Operating profit Ratio %	0.14	0.12	+16.67%	Operating efficiency improved with better cost control
Net Profit Ratio %	9.63%	9.22%	+4.45%	Marginal increase in profitability owing to higher efficiency and margins
Return On Net Worth %	0.58	0.35	+65.71%	Significant improvement; indicates stronger performance and better efficiency compared to previous year

Opportunities and Threats

Opportunities	Threats
Expansion into Tier-II & Tier-III Cities: These underpenetrated markets present a massive growth opportunity for organized diagnostic players.	Intense Competition: The industry is witnessing rising competition from large national chains, regional players, and hospital-based labs.
Growth in Preventive Healthcare: Increasing health awareness is driving demand for preventive health check-ups and wellness packages.	Regulatory Landscape: Evolving regulatory requirements and compliance standards can pose challenges and increase operational costs.
Digital Transformation: Leveraging AI, telemedicine, and data analytics can enhance operational efficiency and create superior patient experiences.	Geographic Concentration: A significant portion of our revenue comes from Uttar Pradesh and Uttarakhand, exposing us to regional risks.
Consolidation in a Fragmented Market: The fragmented nature of the industry provides opportunities for inorganic growth through strategic acquisitions.	Price Sensitivity: The market remains price-sensitive, which can put pressure on margins.

Annexure VI

Risk and Mitigation

We have a robust risk management framework to identify, assess, and mitigate potential risks to our business.

Risk	Mitigation Strategy
Geographic Concentration	We are actively pursuing a strategy of geographic diversification by expanding our footprint into new states like Delhi, Rajasthan, Bihar, Madhya Pradesh, and Chhattisgarh to reduce our dependence on any single region.
Competition	We aim to differentiate ourselves through superior service quality, a comprehensive test menu, strong brand recall, and a patient-centric approach. Our integrated model of diagnostics and pharmacy, coupled with our digital platform, creates a loyal customer base.
Regulatory Compliance	We have a dedicated team to monitor the evolving regulatory landscape and ensure strict compliance with all applicable laws. Our NABL and NABH accreditations are a testament to our commitment to the highest quality standards.
Technological Obsolescence	We continuously invest in advanced diagnostic equipment and digital technologies to stay at the forefront of medical innovation and deliver the best possible outcomes for our patients.

Outlook

Looking ahead, we are optimistic about the future. The healthcare sector in India is poised for significant growth, and Chandan Healthcare is exceptionally well-positioned to capitalize on the emerging opportunities. Our strategy is focused on strengthening our regional leadership through a hub-and-spoke model, leveraging technology to drive differentiation, and expanding our integrated healthcare ecosystem.

We will continue to invest in our people, technology, and network to deliver on our promise of "Sehat Bhi, Saving Bhi" (Health and Savings Too). With a strong balance sheet, a clear growth roadmap, and an unwavering commitment to quality, we are confident in our ability to create sustainable value for all our stakeholders.

Internal Control Systems and Their Adequacy

The Company maintains robust internal control systems covering financial reporting, operational efficiency, and compliance. Regular audits and management reviews ensure controls remain effective and aligned with industry best practices.

Human Resources

As of March 31, 2025, Chandan Healthcare employed over 1,192 professionals across technical, operational, and administrative functions. Employee training, safety, and performance-linked incentives remain key focus areas.

Cautionary Statement

Statements in this Management Discussion and Analysis describing the Company's objectives, projections, estimates, and expectations may be "forward-looking statements" within the meaning of applicable securities laws and regulations. Actual results could differ materially from those expressed or implied. Important factors that could make a difference to the Company's operations include changes in government regulations, tax regimes, economic developments within India and the countries in which the Company conducts business, and other incidental factors.



Annexure VII

PARTICULARS OF EMPLOYEES

Disclosures pertaining to remuneration and other details as required under Section 197(12) of the Companies Act, 2013 read with Rules made there under;

A. Information as per Rule 5(1) of the Companies (Appointment and Remuneration of Managerial Personnel) Rules, 2014:

a) The ratio of remuneration of each director to the median remuneration of employees for the Financial Year and the Percentage increase in remuneration of each director, Chief Financial Officer, Chief Executive Officer, Company Secretary or Manager, if any, in the Financial Year:

(Amount in 'Lakhs')

Name of Director/ KMPs	Designation	Nature of Payment	Ratio against Median (2024-25) m=147679	% Increase / (Decrease)
Mr. Amar Singh	Chairman & Managing Director	Remuneration	121.89	-33.33%
Mrs. Asmita Singh	Managing Director	Remuneration	56.88	23.53%
Mr. Amit Srivastava*	Employee	Remuneration	47.37	NA*
Mrs. Ritu Bhatia	Employee	Remuneration	44.69	65.83%
Mr. Rajeev Kumar Nain	CFO, Company Secretary & Compliance Officer	Remuneration	32.87	0.00%
Mr. Vijay Singh*	Employee	Remuneration	32.68	NA*
Ms. Shalini Mishra	Employee	Remuneration	32.68	18.61%
Ms. Shweta Lamba	Employee	Remuneration	32.5	15.66%
Ms. Aishwarya Neha*	Employee	Remuneration	30.48	NA*
Mr. Amit Bhandari	Employee	Remuneration	29.79	6.67%

Note: NA = Not Comparable. These employees joined during mid of F.Y.2023-24, hence values for FY 2023-24 represents only one month of pay, while FY 2024-25 reflects the full year's remuneration.

- Ratios are calculated based on FY 2024-25 full-year remuneration only.
- The following employee(s) of the Company, employed throughout the Financial Year 2024-25 or part thereof, was in receipt of remuneration at a rate which, in the aggregate, is in excess of that drawn by the Managing Director and holds, by himself or along with his spouse and dependent children, more than 2% of the Equity Shares of the Company:

Name of the Employee	Designation	% Equity Shares held along with spouse and dependent children
Amar Singh	Managing Director	9.51
Vijay Singh	Director (IT)	4.11

Annexure VII

- Details of employee drawing gross remuneration 102 Lac per annum during the financial year 2024-25

(Amount in INR Lakhs)

Particulars	Amar Singh
Designation	Managing Director
Remuneration Received	180.00
Nature of Employment	Promoter
Qualifications & Experience	MBBS
Date of Commencement	03.09.2003
Age	67 years
Last Employment	NIL
Equity Shareholding (%)	9.51%
Relative of Director/Manager	Related to Asmita Singh

b) The percentage increase in the median remuneration of employees in the financial year:

The median remuneration of the employees in the current financial year as on March 31, 2025 increased by 26.70% over the previous financial year. The median remuneration of employees increased by 15.73% due to an increase in salary expenses / employees in the financial year 2024-25 as compared to previous year.

BAs on March 31, 2025, there are 1192 employees on rolls of the Company.

d) Average percentile increases already made in the salaries of employees other than the managerial personnel in the last financial year and its comparison with the percentile increase in the managerial remuneration and justification thereof and point out if there are any exceptional circumstances for increase in the managerial remuneration:

The Average salary of employees was increased by 4.89% and Average salary of managerial remuneration was decrease by 21.89%. Although number of employees increased in the current financial year 2024-25, but due to increase in average pay scale per employee in the current financial year 2024-25 as compared to previous financial year 2024-25, the average salary of employees increased by 4.89%.

The Company affirms that the remuneration is as per remuneration policy of the Company.

For & On Behalf of Board of Directors
Chandan Healthcare Limited

Asmita Singh
(Managing Director)
DIN: 01098055

Amar Singh
(Managing Director)
DIN: 010963289

Date: 05/09/2025
Place: -Lucknow



Annexure VIII

FORM NO. MR-3 SECRETARIAL AUDIT REPORT

for the Financial Year ended 31.03.2025

[Pursuant to section 204(1) of the Companies Act, 2013 and Rule 9 of the Companies (Appointment and Remuneration of Managerial Personnel) Rules, 2014 and Regulation 24A of SEBI (LODR) Regulations, 2015 read with the guidance note of the Institute of Company Secretaries of India]

To,

The Members,

Chandan Healthcare Limited

Biotech Park, Sector G, Jankipuram,

Kursi Road, Lucknow, Uttar Pradesh – 226021

I have conducted the Secretarial Audit of the compliance of applicable statutory provisions and the adherence to good corporate practices by **Chandan Healthcare Limited (CIN: U85110UP2003PLC193493)** (hereinafter called the company). Secretarial Audit was conducted in a manner that provided me a reasonable basis for evaluating the corporate conducts/statutory compliances and expressing my opinion thereon.

Based on my verification of the Company's books, papers, minute books, forms and returns filed and other records maintained by the company and also the information provided by the Company, its officers, agents and authorized representatives during the conduct of secretarial audit, I hereby report that in my opinion, the company has, during the audit period covering the financial year ended on **March 31st, 2025** complied with the statutory provisions listed hereunder and also that the Company has proper Board-processes and compliance-mechanism in place to the extent, in the manner and subject to the reporting made hereinafter:

I have examined the books, papers, minute books, forms and returns filed and other records maintained by the Company for the financial year ended on March 31, 2025 according to the provisions of:

- (i) The Companies Act, 2013 (the Act) and the rules made thereunder;
- (ii) The Securities Contracts (Regulation) Act, 1956 ('SCRA') and the rules made thereunder;
- (iii) The Depositories Act, 1996 and the Regulations and Bye-laws framed thereunder;

- (iv) Foreign Exchange Management Act, 1999 and the rules and regulations made thereunder to the extent of Foreign Direct Investment, Overseas Direct Investment and External Commercial Borrowings;
- (v) The following Regulations and Guidelines prescribed under the Securities and Exchange Board of India Act, 1992 ('SEBI Act'): -
 - (a) The Securities and Exchange Board of India (Registrars to an Issue and Share Transfer Agents) Regulations, 1993 regarding the Companies Act and dealing with client;
 - (b) The Securities and Exchange Board of India (Substantial Acquisition of Shares and Takeovers) Regulations, 2011;
 - (c) The Securities and Exchange Board of India (Prohibition of Insider Trading) Regulations, 2015;
 - (d) The Securities and Exchange Board of India (Listing Obligations and Disclosure Requirements) Regulations, 2015;
 - (e) The Securities and Exchange Board of India (Issue of Capital and Disclosure Requirements) Regulations, 2018;
 - (f) The Securities and Exchange Board of India (Depositories and participants) Regulations, 2018;
 - (g) The Securities and Exchange Board of India (Buyback of Securities) Regulations, 2018 (**Not applicable to the Company during the Audit Period**);
 - (h) The Securities and Exchange Board of India (Share Based Employee Benefits and Sweat Equity) Regulations, 2021 (Not applicable to the Company during the Audit Period);
 - (i) The Securities and Exchange Board of India (Issue and Listing of Debt Securities) Regulations, 2008 (**Not applicable to the Company during the Audit Period**);
 - (j) The Securities and Exchange Board of India (Delisting of Equity Shares) Regulations, 2021 (**Not applicable to the Company during the Audit Period**);
 - (k) The Securities and Exchange Board of India (Issue and Listing of Non-Convertible Securities) Regulations, 2021 (**Not applicable to the Company during the Audit Period**);

Annexure VIII

- (vi) Other laws as may be applicable to the company,

I have also examined compliance with the applicable provisions of the following:

- (i) Secretarial Standards with regard to Meetings of Board of Directors (SS-1) and General Meetings (SS-2) issued by The Institute of Company Secretaries of India;
- (ii) The Listing Agreements entered into by the Company with National Stock Exchange of India Limited (NSE)

During the period under review the Company has complied with the provisions of the Act, Rules, Regulations, Guidelines, Standards, etc. mentioned above.

I further report that

The Board of Directors of the Company is duly constituted with proper balance of Executive Directors, Non-Executive Directors and Independent Directors. The changes in the composition of the Board of Directors that took place during the period under review were carried out in compliance with the provisions of the Act.

Adequate notice is given to all directors to schedule the Board Meetings, agenda and detailed notes on agenda were sent at least seven days in advance, and a system exists for seeking and obtaining further information and clarifications on the agenda items before the meeting and for meaningful participation at the meeting.

Majority decision is carried through and based on the information given by the company, I report there were no instances of any dissenting members' views being captured or recorded as part of the minutes.

I further report that there are adequate systems and processes in the company commensurate with the size and operations of the company to monitor and ensure compliance with applicable laws, rules, regulations and guidelines.

I further report that during the audit period there were following specific events/actions having a major bearing on the Company' affairs in pursuance of the laws, rules, regulations, guidelines etc., referred to above:

1. The Company has issued and allotted of 4452064 Equity Shares at Rs. 159/- per Equity Shares under Initial Public Offer (IPO), on 13th February, 2025 through SME Exchange and Listed its Equity Shares on SME Platform of NSE Limited with effect from 17th February, 2025.

Disclosure

This Report is to be read with our letter of even date which is annexed as Annexure A and forms an integral part of this Report.

For Umesh Kumar & Associates
(Company Secretaries)

(CS Umesh Kumar)

Prop.

C. P. No. 8361

M. No. 21567

ICSI Unique Code: I2009DE661900

Peer Review Cert. No. 1895/2022

UDIN: A021567G001067304

Date: 23.08.2025

Place: New Delhi



Annexure – A

[Annexure to the Secretarial Audit Report of M/s. Chandan Healthcare Limited for the Financial Year ended 31st March, 2025]

1. Maintenance of Secretarial Records is the responsibility of the Management of the Company. My responsibility is to express an opinion on these Secretarial Records based on my audit.
2. Compliance of the applicable laws and ensuring the authenticity of documents and information furnished are the responsibilities of the management of the company.
3. I have followed the audit practices and processes as were appropriate to obtain reasonable assurance about the correctness of the contents of the Secretarial Records. The verification was done on test basis to ensure that correct facts are reflected in Secretarial Records. I believe that the processes and practices, I followed, provide a reasonable basis for my opinion.
4. I have not verified the correctness and appropriateness of financial records and Books of Accounts of the Company. The compliance of applicable financial laws including Direct and Indirect Tax laws by the Company has not been reviewed in this Audit as same are subject to review by the Statutory Auditors and other designated professionals
5. Wherever required, I have obtained the Management representation about the compliance of laws, rules and regulations and happening of events, etc.
6. The compliance of the provisions of Corporate and other applicable laws, rules, regulations, standards is the responsibility of Management. My examination was limited to the verification of procedures on test basis.
7. The Secretarial Audit report is neither an assurance as to the future viability of the Company nor of the efficacy or effectiveness with which the Management has conducted the affairs of the Company.
8. During the course of my examination of the books and records of the Company, that has been carried out in accordance with generally accepted practices in India, We have neither come across any instance of fraud on or by the Company, nor the Company has noticed and reported any such case during the year.

9. The contents of this Report has to be read in conjunction with and not in isolation of the observations, if any, in the report(s) furnished/to be furnished by any other auditor(s)/ agencies/authorities with respect to the Company.

**For Umesh Kumar & Associates
(Company Secretaries)**

(CS Umesh Kumar)

Prop.

C. P. No. 8361

M. No. 21567

ICSI Unique Code: I2009DE661900

Peer Review Cert. No. 1895/2022

UDIN: A021567G001067304

Date: 23.08.2025
Place: New Delhi

THIS PAGE INTENTIONALLY LEFT BLANK



Independent Auditor's Report

TO THE MEMBERS OF
CHANDAN HEALTHCARE LIMITED
(CIN- U85110UP2003PLC193493)

Report on the audit of Financial Statements

Opinion

We have audited the financial statements of CHANDAN HEALTHCARE LIMITED ('the Company'), which comprise the Balance Sheet as at March 31, 2025, the Statement of Profit and Loss and Statement of Cash Flows for the year then ended, and a summary of significant accounting policies and other explanatory information.

In our opinion and to the best of our information and according to the explanations given to us, the aforesaid financial statements give the information required by the Companies Act, 2013 ('the Act') in the manner so required and give a true and fair view in conformity with the Accounting Standards prescribed under section 133 of the Act read with Companies (Accounting Standards) Rules, 2021, ('AS') and other accounting principles generally accepted in India, of the state of affairs of the Company as at March 31, 2025, its Profit and its cash flows for the year ended on that date.

Basis for Opinion

We conducted our audit of the financial statements in accordance with the Standards on Auditing specified under section 143(10) of the Act. Our responsibilities under those Standards are further described in the Auditor's Responsibilities for the Audit of the Financial Statements section of our report. We are independent of the Company in accordance with the Code of Ethics issued by the Institute of Chartered Accountants of India (ICAI) together with the ethical requirements that are relevant to our audit of the financial statements under the provisions of the Act and the Rules made there under, and we have fulfilled our other ethical responsibilities in accordance with these requirements and the ICAI's Code of Ethics. We believe that the audit evidence we have obtained is sufficient and appropriate to provide a basis for our audit opinion on the financial statements.

Information Other than the Financial Statements and Auditor's Report Thereon

The Company's Board of Directors is responsible for the preparation of the other information. The other information comprises the information included in the Management Discussion and Analysis, Board's Report including Annexure to Board's Report and Shareholder's Information, but does not include the financial statements and our auditor's report thereon.

Our opinion on the financial statements does not cover the other information and we do not express any form of assurance conclusion thereon.

In connection with our audit of the financial statements, our responsibility is to read the other information and, in doing so, consider whether the other information is materially inconsistent with the financial statements or our knowledge obtained during the course of our audit or otherwise appears to be materially misstated.

If, based on the work we have performed, we conclude that there is a material misstatement of this other information; we are required to report that fact. We have nothing to report in this regard.

Responsibility of Management and those charged with governance for Financial Statements

The Company's Board of Directors is responsible for the matters stated in section 134(5) of the Act with respect to the preparation of these financial statements that give a true and fair view of the financial position, financial performance and cash flows of the Company in accordance with the AS and other accounting principles generally accepted in India, including the Accounting Standards specified under section 133 of the Act.

This responsibility also includes maintenance of adequate accounting records in accordance with the provisions of the Act for safeguarding the assets of the Company and for preventing and detecting frauds and other irregularities; selection and application of appropriate accounting policies; making judgments and estimates that are reasonable and prudent; and design, implementation and maintenance of adequate internal financial controls, that were operating effectively for ensuring the accuracy and completeness of the accounting records, relevant to the preparation and presentation of the financial statements that give a true and fair view and are free from material misstatement, whether due to fraud or error.

In preparing the financial statements, management is responsible for assessing the Company's ability to continue as a going concern, disclosing, as applicable, matters related to going concern and using the going concern basis of accounting unless management either intends to liquidate the Company or to cease operations, or has no realistic alternative but to do so.

The Board of Directors are responsible for overseeing the Company's financial reporting process.

Independent Auditor's Report

Auditors Responsibilities for the Audit of the Financial Statements

Our objectives are to obtain reasonable assurance about whether the financial statements as a whole are free from material misstatement, whether due to fraud or error, and to issue an auditor's report that includes our opinion. Reasonable assurance is a high level of assurance, but it is not a guarantee that an audit conducted in accordance with SAs will always detect a material misstatement when it exists. Misstatements can arise from fraud or error and considered material if, individually or in the aggregate, they could reasonably be expected to influence the economic decisions of users taken on the basis of these financial statements.

As part of an audit in accordance with SAs, we exercise professional judgment and maintain professional scepticism throughout the audit. We also:

- Identify and assess the risks of material misstatement of the financial statements, whether due to fraud or error, design and perform audit procedures responsive to those risks, and obtain audit evidence that is sufficient and appropriate to provide a basis for our opinion. The risk of not detecting a material misstatement resulting from fraud is higher than for one resulting from error, as fraud may involve collusion, forgery, intentional omissions, misrepresentations, or the override of internal control.
- Obtain an understanding of internal financial controls relevant to the audit in order to design audit procedures that are appropriate in the circumstances. Under section 143(3)(i) of the Act, we are also responsible for expressing our opinion on whether the Company has adequate internal financial controls system in place and the operating effectiveness of such controls.
- Evaluate the appropriateness of accounting policies used and the reasonableness of accounting estimates and related disclosures made by management.
- Conclude on the appropriateness of management's use of the going concern basis of accounting and, based on the audit evidence obtained, whether a material uncertainty exists related to events or conditions that may cast significant doubt on the Company's ability to continue as a going concern. If we conclude that a material uncertainty exists, we are required to draw attention in our auditor's report to the related disclosures in the financial statements

or, if such disclosures are inadequate, to modify our opinion. Our conclusions are based on the audit evidence obtained up to the date of our auditor's report. However, future events or conditions may cause the Company to cease to continue as a going concern.

- Evaluate the overall presentation, structure and content of the financial statements, including the disclosures, and whether the financial statements represent the underlying transactions and events in a manner that achieves fair presentation.

Materiality is the magnitude of misstatements in the financial statements that, individually or in aggregate, makes it probable that the economic decisions of a reasonably knowledgeable user of the financial statements may be influenced. We consider quantitative materiality and qualitative factors in (i) planning the scope of our audit work and in evaluating the results of our work; and (ii) to evaluate the effect of any identified misstatements in the financial statements.

We communicate with those charged with governance regarding, among other matters, the planned scope and timing of the audit and significant audit findings, including any significant deficiencies in internal control that we identify during our audit.

We also provide those charged with governance with a statement that we have complied with relevant ethical requirements regarding independence, and to communicate with them all relationships and other matters that may reasonably be thought to bear on our independence, and where applicable, related safeguards.

Report on other legal and Regulatory Requirements

1. As required by Section 143(3) of the Act, based on our audit we report that:
 - a) We have sought and obtained all the information and explanations which to the best of our knowledge and belief were necessary for the purposes of our audit.
 - b) In our opinion, proper books of account as required by law have been kept by the Company so far as it appears from our examination of those books.
 - c) The Balance Sheet, the Statement of Profit and Loss and the Statement of Cash Flow dealt with by this Report are in agreement with the books of account.
 - d) In our opinion, the aforesaid financial statements comply with the Accounting Standards specified



Independent Auditor's Report

under Section 133 of the Act, read with the Companies (Accounting Standards) Rules, 2021.

- e) On the basis of the written representations received from the directors as on 31st March 2025 taken on record by the Board of Directors, none of the directors is disqualified as on 31st March 2025 from being appointed as a director in terms of Section 164(2) of the Act.
- f) With respect to the adequacy of the internal financial controls over financial reporting of the Company and the operating effectiveness of such controls, refer to our separate report in "Annexure A". Our report expresses an unmodified opinion on the adequacy and operating effectiveness of the Company's internal financial controls over financial reporting.
- g) In our opinion and to the best of our information and according to the explanations given to us, the remuneration paid by the Company to its directors during the year is in accordance with the provisions of section 197 of the Act.
- h) With respect to the other matters to be included in the Auditor's Report in accordance with Rule 11 of the Companies (Audit and Auditors) Rules, 2014, as amended in our opinion and to the best of our information and according to the explanations given to us:
- i) The Company does not have any pending litigation which would impact its financial position.
- ii) The Company did not have any long-term contracts including derivative contracts for which there were any material foreseeable losses;
- iii) There were no amounts which were required to be transferred to the Investor Education and Protection Fund by the Company.
- iv) (a) The management has represented that, to the best of its knowledge and belief, no funds (which are material either individually or in the aggregate) have been advanced or loaned or invested (either from borrowed funds or share premium or any other sources or kind of funds) by the company to or in any other person or entity, including foreign entity ("Intermediaries"), which the understanding, whether recorded in writing or otherwise, that the Intermediary shall,

whether, directly or indirectly lend or invest in other persons or entities identified in any manner whatsoever by or on behalf of the company ("Ultimate Beneficiaries") or provide any guarantee, security or the like on behalf of the Ultimate Beneficiaries;

- (b) The Management has represented, that, to the best of its knowledge and belief, no funds (which are material either individually or in the aggregate) have been received by the Company from any person or entity, including foreign entity ("Funding Parties"), with the understanding, whether recorded in writing or otherwise, that the Company shall, whether, directly or indirectly, lend or invest in other persons or entities identified in any manner whatsoever by or on behalf of the Funding Party ("Ultimate Beneficiaries") or provide any guarantee, security or the like on behalf of the Ultimate Beneficiaries; and
- (c) Based on the audit procedures that have been considered reasonable and appropriate in the circumstances, nothing has come to our notice that has caused us to believe that the representations under sub-clause (i) and (ii) of Rule 11(e), as provided under (a) and (b) above, contain any material misstatement.
- (d) The Company has neither declared nor paid any dividend during the year.

2. As required by the Companies (Auditor's Report) Order, 2020 ("the Order") issued by the Central Government of India in terms of sub-section (11) of section 143 of the Act, we give in the Annexure B, a statement on the matters specified in the paragraph 3 and 4 of the Order, to the extent applicable.

For MSNT & ASSOCIATES LLP
Chartered Accountants
Firm Registration No.018542C/C400322

Navodit Tyagi
Partner
Membership No.-533375
UDIN No:25533375BMOKNN3748
Place: Noida
Date: 27/05/2025

Annexure A to the Independent Auditors' Report

Report on the Internal Financial Controls under Clause (i) of sub-section 3 of Section 143 of the Companies Act, 2013 ('the Act')

We have audited the internal financial controls over financial reporting of CHANDAN HEALTHCARE LIMITED ("the Company") as of 31 March 2025 in conjunction with our audit of the financial statements of the Company for the year ended on that date.

Management's Responsibility for Internal Financial Controls

The Company's management is responsible for establishing and maintaining internal financial controls based on the internal control over financial reporting criteria established by the Company considering the essential components of internal control stated in the Guidance Note on Audit of Internal Financial Controls over Financial Reporting issued by the Institute of Chartered Accountants of India ('ICAI'). These responsibilities include the design, implementation and maintenance of adequate internal financial controls that were operating effectively for ensuring the orderly and efficient conduct of its business, including adherence to company's policies, the safeguarding of its assets, the prevention and detection of frauds and errors, the accuracy and completeness of the accounting records, and the timely preparation of reliable financial information, as required under the Companies Act, 2013.

Auditors' Responsibility

Our responsibility is to express an opinion on the Company's internal financial controls over financial reporting based on our audit. We conducted our audit in accordance with the Guidance Note on Audit of Internal Financial Controls over Financial Reporting (the 'Guidance Note') and the Standards on Auditing, issued by ICAI and deemed to be prescribed under Section 143(10) of the Companies Act, 2013, to the extent applicable to an audit of internal financial controls, both applicable to an audit of Internal Financial Controls and, both issued by the Institute of Chartered Accountants of India. Those Standards and the Guidance Note require that we comply with ethical requirements and plan and perform the audit to obtain reasonable assurance about whether adequate internal financial controls over financial reporting were established and maintained and if such controls operated effectively in all material respects.

Our audit involves performing procedures to obtain audit evidence about the adequacy of the internal financial controls system over financial reporting and their

operating effectiveness. Our audit of internal financial controls over financial reporting included obtaining an understanding of internal financial controls over financial reporting, assessing the risk that a material weakness exists, and testing and evaluating the design and operating effectiveness of internal control based on the assessed risk. The procedures selected depend on the auditors' judgment, including the assessment of the risks of material misstatement of the financial statements, whether due to fraud or error.

We believe that the audit evidence we have obtained is sufficient and appropriate to provide a basis for our audit opinion on the Company's internal financial controls system over financial reporting.

Meaning of Internal Financial Controls over Financial Reporting

A company's internal financial control over financial reporting is a process designed to provide reasonable assurance regarding the reliability of financial reporting and the preparation of financial statements for external purposes in accordance with generally accepted accounting principles. A company's internal financial control over financial reporting includes those policies and procedures that:

- (1) Pertain to the maintenance of records that, in reasonable detail, accurately and fairly reflect the transactions and dispositions of the assets of the Company;
- (2) Provide reasonable assurance that transactions are recorded as necessary to permit preparation of financial statements in accordance with generally accepted accounting principles, and that receipts and expenditures of the Company are being made only in accordance with authorizations of the Management and directors of the Company; and
- (3) Provide reasonable assurance regarding prevention or timely detection of unauthorized acquisition, use, or disposition of the Company's assets that could have a material effect on the financial statements.

Inherent Limitations of Internal Financial Controls over Financial Reporting

Because of the inherent limitations of internal financial controls over financial reporting, including the possibility of collusion or improper management override of controls, material misstatements due to error or fraud may occur and not be detected. Also, projections of any evaluation of



Annexure A to the Independent Auditors' Report

the internal financial controls over financial reporting to future periods are subject to the risk that the internal financial control over financial reporting may become inadequate because of changes in conditions, or that the degree of compliance with the policies or procedures may deteriorate.

Opinion

In our opinion, the Company has, in all material respects, an adequate internal financial controls system over financial reporting and such internal financial controls over financial reporting were operating effectively as at 31 March 2025, based on the internal control over financial reporting criteria established by the Company considering the essential components of internal control stated in the Guidance Note on Audit of Internal Financial Controls Over Financial Reporting issued by the Institute of Chartered Accountants of India.

For MSNT & ASSOCIATES LLP
Chartered Accountants
Firm Registration No.018542C/C400322

Navodit Tyagi
Partner
Membership No.-533375
UDIN No:25533375BMOKNN3748

Place: Noida
Date: 27/05/2025

Annexure B to the Independent Auditor's Report

The Annexure referred to in our Independent Auditors' Report to the members of the Company on the financial statements for the year ended 31 March 2025, we report that:

- i. In respect of the Company's Property, Plant and Equipment and Intangible Assets:
 - (a) (A) The company has maintained proper records showing full particulars, including quantitative details and situation of Property, Plant & Equipment.
 - (B) The Company has not intangible assets and hence this clause is not applicable.
 - (b) According to the Information and explanations given to us and on the basis of our examination of the record of the Company, the Property, Plant and Equipment's have been physically verified by the management at reasonable intervals; no material discrepancies were noticed on such verification.
 - (c) According to the information and explanations given to us and on the basis of our examination of the record of the Company, the title deeds of all the immovable properties (other than properties where the company is the lessee and the lease agreements are duly executed in favour of the lessee), disclosed in the financial statements included under Property, Plant & Equipment are held in the name of the Company as at the Balance sheet date.
 - (d) According to the information and explanation given to us and on the basis of our examination of the record of the Company, the Company has not revalued any of its Property, Plant & Equipment (including Right of Use assets) or intangible assets during the year. Accordingly, the reporting under clause 3(i)(d) of the order is not applicable to the company.
 - (e) According to the information and explanation given to us and on the basis of our examination of the record of the Company, no proceedings have been initiated during the year or are pending against the Company as at March 31, 2025 for holding any benami property under the Benami Transactions (Prohibition) Act, 1988 (as amended in 2016) and rules made there under.
- ii. (a) As explained to us and on the basis of the records examined by us, in our opinion, physical verification of inventory has been conducted at reasonable intervals by the management. In our opinion, the coverage and procedure of such verification by the management is appropriate. No material discrepancies were noticed on physical verification of inventories by the management as compared to the book records.
 - (b) During the year, the Company has been sanctioned working capital limits in excess of Rs. 5.00 crores, in aggregate, from banks on the basis of security of current assets. The Company has filed quarterly statements with such banks, which are in agreement with the books of account.
- iii. In our opinion and based on the information and explanation given to us and based on our examination of record of the Company, Company has not made investments in, provided any guarantee or security or granted any loans or advances, in nature of loans, secured or unsecured to companies, firms, Limited Liability Partnerships, or other parties. Accordingly, Paragraph 3(iii) of the order is not applicable to the Company.
- iv. In our opinion and according to the information and explanations given to us, the company has not either directly or indirectly, granted any loan to any of its directors or to any other person in whom the director is interested, in accordance with the provision of section 185 of the Act and the Company has not made investments through more than two layers of the investment companies in accordance with the provision of section 186 of the Act. Accordingly, Reporting under clause 3(iv) of the Order is not applicable to the Company.
- v. In our opinion and according to the information and explanations given to us, the Company has not accepted any deposits from the Public during the year. Therefore, the directives issued by the Reserve Bank of India and the provisions of sections 73 to 76 or any other relevant provisions of the Act and the Companies (Acceptance of Deposit) Rules, 2015 with regard to the deposits accepted from the public are not applicable.
- vi. In our opinion and based on the information and explanations provided to us, the company is required to maintain cost records under Section 148(1) of the



Annexure B to the Independent Auditor's Report

Companies Act, 2013, and the Companies (Cost Records and Audit) Rules, 2014, due to the nature of its business activities. We have reviewed the cost records maintained by the company, and in our opinion, the company has properly maintained the required cost records as per the applicable provisions of the Companies Act, 2013. Further, we note that cost audit is not applicable to the company for the year under review, as the company does not meet the prescribed thresholds for turnover or other conditions specified under the Companies (Cost Records and Audit) Rules, 2014.

- vii. a) According to the information and explanations given to us and on the basis of our examination of the records of the Company, amounts deducted/ accrued in the books of account in respect of undisputed statutory dues including provident fund, income tax, sales tax, wealth tax, service tax, duty of customs, value added tax, GST, cess and other material statutory dues have been regularly deposited during the year by the Company with the appropriate authorities. As explained to us, the Company did not have any dues on account of employees' state insurance and duty of excise.

According to the information and explanations given to us, no undisputed amounts payable in respect of provident fund, income tax, sales tax, wealth tax, service tax, duty of customs, value added tax, cess, GST and other material statutory dues were in arrears as at 31 March 2025 for a period of more than six months from the date they became payable.

- b) According to the information and explanations given to us and the records of the company examined by us, there are no dues of income-tax, sales-tax, service tax, goods and service tax, duty of customs, duty of excise and value added tax which have not been deposited on account of any dispute.
- viii. There were no transactions relating to previously unrecorded income that have been surrendered or disclosed as income during the year in the tax assessments under the Income Tax Act, 1961 (43 of 1961).
- ix. (a) Based on our audit procedures and according to the information and explanations given to us, the Company has not defaulted in repayment of loans or other borrowings or in the payment of interest thereon to any lender.

- (b) According to information and explanation given to us and on the basis of our examination of the record of the Company, the company has not been declared willful defaulter by any bank or financial institution or any lender.

- (c) Based on our audit procedures and according to the information and explanations given to us, the Company has utilized the term loans for the purpose for which loans were obtained.

- (d) On an overall examination of the financial statements of the Company, funds raised on short-term basis have, prima facie, not been used during the year for long-term purposes by the Company.

- (e) According to the information and explanations given to us and on the basis of our audit procedures, the company has not taken any funds from any entity or person on account of or to meet the obligations of its subsidiaries, associates or joint ventures during the year.

- x. (a) In our opinion and according to the information and explanations given to us, the moneys raised by way of initial public offer / further public offer (including debt instruments) during the year have been applied by the Company for the purposes for which those were raised.

- (b) During the year, the Company has not made any preferential allotment or private placement of shares or convertible debentures (fully or partly or optionally) and hence reporting under clause 3(x)(b) of the order is not applicable.

- xi. (a) To the best of our knowledge and belief and according to the information and explanations given to us, no fraud by the Company or any fraud on the company has been noticed or reported during the year.

- (b) No report under sub-section (12) of section 143 of the Companies Act has been filed in Form-ADT-4 as prescribed under rule 13 of Companies (Audit and Auditors) Rules, 2014 with the Central Government, during the year and up to date of this report.

- (c) According to the information and explanations given to us by management, no whistleblower complaints have been received by the Company.

Annexure B to the Independent Auditor's Report

- xii. The Company is not a Nidhi company. Therefore, the provisions of clause 3(xii)(a), 3(xii)(b) and 3(ix)(c) of the Order are not applicable.

- xiii. In our opinion, all transactions with the related parties are in compliance with section 177 and 188 of Companies Act, 2013 where applicable and the details of such transactions have been disclosed in the notes to the financial statements as required by the applicable Accounting Standard.

- xiv. According to the information and explanations given to us, the company has complied with the provisions of Section 138 of the Companies Act, 2013 regarding internal audit. The company has appointed an internal auditor as required and the internal audit system is commensurate with the size and nature of its business. The reports of the internal auditor for the period under audit were considered by us

- xv. In our opinion and according to the information and explanations given to us, the company has not entered into any non-cash transactions with its directors or persons connected with him and hence provisions of section 192 of the Companies Act, 2013 are not applicable to the Company.

- xvi. (a) In our opinion and based on our examination, the Company is not required to be registered under section 45-IA of the Reserve Bank of India Act, 1934. Accordingly, clause 3 (xvi) (a) of the Order is not applicable to the Company.

- (b) In our opinion and based on our examination, the Company has not conducted any Non-Banking Financial or Housing Finance activities during the year. Accordingly, clause 3 (xvi) (b) of the Order is not applicable to the Company.

- (c) In our opinion and based on our examination, the Company is not a Core Investment Company (CIC) as defined in the regulation made by the Reserve Bank of India. Accordingly, clause 3 (xvi) (c) of the Order is not applicable to the Company.

- (d) According to information and explanations given by the management, the group does not have any CIC as part of the Group.

- xvii. The company has not incurred cash losses during the financial year covered by our audit and the immediately preceding financial year.

- xviii. According to the information and explanations given to us, there has been no resignation of the statutory auditors during the year.

- xix. According to information and explanations given to us and on the basis of the financial ratios, ageing and expected dates of realization of financial assets and payment of financial liabilities, other information accompanying the financial statements and our knowledge of the Board of Directors and Management plans and based on our examination of the evidence supporting the assumptions, nothing has come to our attention, which causes us to believe that any material uncertainty exists as on the date of the audit report indicating that the Company is not capable of meeting its liabilities existing at the date of balance sheet as and when they fall due within a period of one year from the balance sheet date. We, however, state that this is not an assurance as to the future viability of the Company.

We further state that our reporting is based on facts up to the date of the audit report and we neither give any guarantee nor any assurance that all liabilities falling due within a period of one year from the balance sheet date, will get discharged by the Company as and when they fall due.

- xx. According to the information and explanations given to us, there are no unspent amounts required to be transferred to a Fund specified in Schedule VII to the Companies Act, in compliance with the provisions of Section 135(5) of the Act. Accordingly, the reporting under clause 3(xx)(a) is not applicable.

- xxi. As the report is with respect of standalone financial statements, therefore, clause 3(xxi) of the order is not applicable.

For MSNT & ASSOCIATES LLP
Chartered Accountants
Firm Registration No.018542C/C400322

Navodit Tyagi
Partner
Membership No.-533375
UDIN No:25533375BMOKNN3748
Place: Noida
Date: 27/05/2025



Standalone Statement of Assets & Liabilities

as at 31st March, 2025

Particulars	Note No.	(Amount in 'Lakhs')	
		Figures as at the end of 31 st March, 2025	Figures as at the end of 31 st March, 2024
I. EQUITY AND LIABILITIES			
(1) Shareholder's funds			
(a) Share capital	3	2,445.21	2,000.00
(b) Reserves and surplus	4	9,626.41	2,066.68
(c) Money received against share warrants	-	-	-
(2) Share application money pending allotment			
(3) Minority interest			
(4) Non-current liabilities			
(a) Long-term borrowings	5	2,214.46	1,217.56
(b) Deferred tax liabilities (net)	6	190.33	151.72
(c) Other long-term liabilities	7	2.45	0.45
(d) Long term provisions	8	313.01	283.66
(5) Current liabilities			
(a) Short-term borrowings	9	1,105.92	1,690.28
(b) Trade payables	10		
(i) Total outstanding dues of micro & small enterprises.		662.44	220.70
(ii) Total outstanding dues of creditors other than micro & small enterprises.		371.54	391.34
(c) Other current liabilities	11	693.47	1,255.38
(d) Short term provisions	12	65.11	34.07
TOTAL		17,690.35	9,311.84
II. ASSETS			
(1) Non-current assets			
(a) Property, plant & equipments & intangible assets	13		
(i) Property, plant & equipments		7,148.48	4,352.80
(ii) Intangible assets		-	-
(iii) Capital work in progress		410.12	-
(iv) Intangible assets under development		-	-
(b) Non-current investments	14	1,031.54	1,031.54
(c) Deferred tax assets (net)	-	-	-
(d) Long-term loans and advances	15	53.90	112.94
(e) Other non-current assets	16	1,735.64	325.30
(2) Current assets			
(a) Current investments	17	-	222.97
(b) Inventories	18	1,711.99	645.81
(c) Trade receivables	19	3,131.03	2,185.60
(d) Cash and bank balances	20	603.10	53.14
(e) Short-term loans and advances	21	762.98	231.43
(f) Other current assets	22	1,101.57	150.31
TOTAL		17,690.35	9,311.84

As per our report of even date attached
For M/s Msnt & Associates LLP
Chartered accountants
Firm registration no. :- 018542C/C400322

Navodit Tyagi
Partner
Membership no. :- 533375
UDIN no. :- 25533375BMOKNM2014
Place :- Noida
Date :- 27th May 2025

For & on behalf of the board of directors
Chandan Healthcare Limited

Amar Singh
Managing director
Din. :- 01096328
Place :- Lucknow
Date :- 27th May 2025

Asmita Singh
Managing director
Din. :- 01098055
Place :- Lucknow
Date :- 27th May 2025

Rajeev Nain
CFO & Company secretary
Place :- 27th May 2025
Date :- Lucknow

Standalone Statement of Cash flow

for the year ended 31st March, 2025

Particulars	(Amount in 'Lakhs')	
	Figures for the year ended 31 st March, 2025	Figures for the year ended 31 st March, 2024
A. Cash flow arising from operating activities		
Profit / (Loss) before tax	2,816.55	2,096.15
Adjustments related to non-cash & non operating transactions:		
Non cash transactions		
Depreciation & amortisation of fixed assets	642.24	336.07
Bad Debts & Balances written off/written back	(82.47)	3.52
Re-measurement (gains) / loss on defined benefit plans	71.77	89.77
Provision for doubtful debts-CFS	15.28	5.24
Provision for obsolete inventories-CFS	10.10	6.26
Non operating transactions		
Interest on borrowing	341.10	199.81
Interest income	(45.32)	(24.50)
Dividend income	-	(68.87)
Operating profit/(loss) before working capital changes	3,769.25	2,643.43
Adjustment for change in working capital:		
(Increase) / Decrease in inventories	(1,076.28)	(616.26)
(Increase) / Decrease in trade receivables	(878.23)	(851.98)
(Increase) / Decrease in other current assets	(2,834.11)	64.99
(Decrease) / Increase in trade payables	421.94	(1,148.30)
(Decrease) / Increase in other current liabilities	(532.68)	851.51
Net cash (used in) / generated from operating activities	(1,130.11)	943.39
Income taxes refund / (paid), net	(738.75)	(358.84)
Net cash flow from operating activities(A)	(1,868.86)	584.55
B. Cash flow arising from investing activities		
Sale/(Purchase) of tangible and intangible assets	(3,848.04)	(1,915.73)
Sale/(Purchase) of non current & current investments	222.97	286.17
Interest income	45.32	24.50
Dividend income	-	68.87
Net cash flow from investing activities(B)	(3,579.75)	(1,536.18)
C. Cash Flow Arising From Financing Activities		
Proceeds from issuance of share capital	6,227.13	-
Proceeds from/(Payment of) long term & short term borrowings	412.54	1,250.46
Finance cost paid (including processing fees)	(341.10)	(199.81)
Dividend paid	(300.00)	(200.00)
Net cash flow from financing activities(C)	5,998.57	850.65
Net increase/decrease in cash or cash equivalents(A+B+C)	549.96	(100.98)
Cash and cash equivalents at the beginning of the period	53.14	154.12
Cash and cash equivalents at the end of the period	603.10	53.14

As per our report of even date attached
For M/s Msnt & Associates LLP
Chartered accountants
Firm registration no. :- 018542C/C400322

Navodit Tyagi
Partner
Membership no. :- 533375
UDIN no. :- 25533375BMOKNM2014
Place :- Noida
Date :- 27th May 2025

For & on behalf of the board of directors
Chandan Healthcare Limited

Amar Singh
Managing director
Din. :- 01096328
Place :- Lucknow
Date :- 27th May 2025

Asmita Singh
Managing director
Din. :- 01098055
Place :- Lucknow
Date :- 27th May 2025

Rajeev Nain
CFO & Company secretary
Place :- 27th May 2025
Date :- Lucknow



Standalone Statement of Profit and loss

as at 31st March, 2025

Particulars	Note No.	(Amount in 'Lakhs')	
		Figures for the year ended 31 st March, 2025	Figures for the year ended 31 st March, 2024
I. Revenue from operations	23	12,916.42	9,987.48
II. Other income	24	131.03	99.57
III. Total revenue (I+II)		13,047.45	10,087.05
IV. Expenses:			
Cost of material consumed	25	1,542.19	1,091.62
Purchase of stock-in-trade	26	446.61	260.98
Change in inventories of finished goods, work-in-progress and stock-in-trade.	27	(19.18)	(37.22)
Employee benefits expense.	28	3,338.56	3,046.18
Finance Costs	29	356.83	211.28
Depreciation and amortisation expense	13	642.24	336.07
Other expenses	30	3,923.65	3,081.99
Total expenses (IV)		10,230.90	7,990.90
V. Profit/(loss) before exceptional & extraordinary items and tax (III-IV)		2,816.55	2,096.15
VI. Exceptional items		-	-
VII. Profit/(loss) before extraordinary items and tax (V-VI)		2,816.55	2,096.15
VIII. Extraordinary items		-	-
IX. Profit(loss) before tax (VII- VIII)		2,816.55	2,096.15
X. Tax expense of continuing operation:-			
Current tax		700.14	490.68
Deferred tax		38.61	3.82
Tax expense(X)		738.75	494.50
XI. Profit(loss) for the period from continuing operations(after tax) (IX-X)		2,077.80	1,601.65
XII. Profit/(loss) from discontinuing operations		-	-
XIII. Tax expense of discontinuing operations		-	-
XIV. Profit/(loss) from discontinuing operations (after tax) (XII-XIII)		-	-
XV. Share of (profit)/ loss transferred to minority interest		-	-
XVI. Profit/ (Loss) after tax attributable to owners of the company (XI+XIV+XV)		2,077.80	1,601.65
XVII. Earnings per equity share:			
(1) Basic	31	10.10	8.01
(2) Diluted		10.10	8.01

As per our report of even date attached
For M/s Msnt & Associates LLP
Chartered accountants
Firm registration no. :- 018542C/C400322

Navodit Tyagi
Partner
Membership no. :- 533375
UDIN no. :- 25533375BMOKNM2014
Place :- Noida
Date :- 27th May 2025

For & on behalf of the board of directors
Chandan Healthcare Limited

Amar Singh
Managing director
Din. :- 01096328
Place :- Lucknow
Date :- 27th May 2025

Asmita Singh
Managing director
Din. :- 01098055
Place :- Lucknow
Date :- 27th May 2025

Rajeev Nain
CFO & Company secretary
Place :- 27th May 2025
Date :- Lucknow

Notes To Financial Statements

For The Year Ended 31st March, 2025

Note No. :- 1 : Corporate information

Chandan Healthcare Limited, established on September 3, 2003, specializes in operating state-of-the-art laboratories that offer comprehensive pathological investigations. Our services encompass biochemistry, hematology, histopathology, microbiology, and immunology. Additionally, we provide an extensive array of radiology services, including CT scans, X-rays, and MRIs. Committed to accuracy and reliability, Chandan Healthcare supports healthcare professionals and patients by delivering essential diagnostic services.

Note No. :- 2 : Summary of Significant accounting policies

a) Basis of Preparation of Financial Statements

The financial statements have been prepared in accordance with the historical cost convention, accrual basis, and going concern assumption, as mandated by generally accepted accounting principles (GAAP) in India. GAAP encompasses the mandatory accounting standards specified under Section 133 of the Companies Act, 2013, in conjunction with Rule 7 of the Companies (Accounts) Rules, 2014, and the relevant provisions of the Act (to the extent notified).

Accounting policies have been applied consistently throughout, except where the initial adoption of a new accounting standard or a revision to an existing accounting standard necessitates a change in the previously applied accounting policy.

The financial statements are prepared in accordance with Schedule III of the Companies Act, 2013, which significantly influences their disclosure and presentation. Comparative figures for the previous year have been regrouped or reclassified, as necessary, to align with the current year's classification and disclosure requirements.

The standalone financial statements were approved by the Board of Directors and authorised for issue on May 27, 2025.

b) Use of Estimates

The preparation and presentation of financial statements necessitate the use of estimates and assumptions that impact the reported amounts of assets, liabilities, and contingent liabilities as of the financial statement date, as well as the reported

revenues and expenses for the reporting period. Any variances between actual results and estimates are recognized in the period in which they become known or materialize.

Accounting estimates are subject to periodic revisions, and actual results may differ from these estimates. Adjustments to estimates are made when management becomes aware of changes in the circumstances affecting the estimates. Such changes are reflected in the financial statements for the period in which they occur, and their impact is disclosed in the notes to the financial statements if deemed material.

c) Functional and presentation currency

These standalone financial statements are presented in Indian Rupees (Rs.), which is also the Company's functional currency. All amounts have been rounded to the nearest lakhs, unless otherwise indicated.

d) Current and non-current classification:

The Company classifies an asset as current when:

- it expects to realise the asset, or intends to sell or consume it, in its normal operating cycle;
- it expects to realise the asset within twelve months after the reporting period;
- it holds the asset primarily for the purpose of trading; or
- the asset is cash or cash equivalent unless the asset is restricted from being exchanged or used to settle a liability for at least twelve months after the reporting period. All other assets are classified as non current.

A liability is classified as a current when

- it is expected to be settled in the Company's normal operating cycle;
- the liability is due to be settled within twelve months from the reporting period;
- it is held primarily for the purposes of being trading;
- it does not hold an unconditional right to defer settlement of the liability for at least twelve months after the reporting period. Terms of a



Notes To Financial Statements

For The Year Ended 31st March, 2025

liability that could, at the option of the counter party, result in its settlement by the issue of equity instruments do not affect its classification.

All other liabilities are classified as non-current.

The operating cycle is the time between the acquisition of assets for processing and realisation in cash or cash equivalents. The Company's normal operating cycle is twelve months.

e) Significant accounting policies

i.) Revenue recognition

Revenue from the sale of goods is recognized when ownership, along with all significant risks and rewards, has been transferred to the buyer, and when there is no significant uncertainty regarding the amount of consideration to be received from the sale.

Revenue from the sale of services is recognized using the completed service contract method, provided there is no significant uncertainty regarding the amount of consideration to be received for rendering the service.

Sales are accounted for net of amounts recovered towards gst and sales returns.

Sales returns are recorded upon the actual receipt of returned goods or the settlement of claims.

Revenue arising from the use by others of enterprise resources yielding interest and dividends should only be recognised when no significant uncertainty as to measurability or collectability exists. These revenues are recognised on the following bases:

Interest: On a time proportion basis taking into account the amount outstanding and the rate applicable.

Dividends: When the owner's right to receive payment is established.

ii.) Inventories

Inventories comprise of diagnostic kits, reagents, laboratory chemicals and consumables, these are measured at lower of cost and net

realisable value. The cost of inventories is based on the weighted average cost formula and includes expenditure incurred in acquiring the inventories and other costs incurred in bringing them to their present location and condition. Net realisable value is the estimated selling price in the ordinary course of business, less estimated costs necessary to make the sale. The comparison of cost and net realisable value is made on an item-by-item basis.

iii.) Property, plant & equipments

The cost of an item of property, plant and equipment shall be recognised as an asset if, and only if it is probable that future economic benefit associated with the item will flow to the Company and the cost of the item can be measured reliably. Items of property, plant and equipment (including capital-work-in progress) are measured at cost, which includes capitalised borrowing costs, less accumulated depreciation and any accumulated impairment losses. Freehold land is carried at historical cost less any accumulated impairment losses.

Cost of an item of property, plant and equipment comprises its purchase price, including non refundable purchase taxes, after deducting trade discounts and rebates, any directly attributable cost of bringing the items to its working conditions for its intended use and estimated costs of dismantling and removing the item and restoring the site on which it is located.

The cost of a self-constructed item of property, plant and equipment comprises the cost of materials and direct labour, any other costs directly attributable to bringing the item to working condition for its intended use, and estimated costs of dismantling and removing the item and restoring the site on which it is located.

Any gain or loss on disposal of an item of property, plant and equipment is recognised in profit or loss.

An item of property, plant and equipment is derecognised upon disposal or when no future economic benefits are expected to arise from the continued use of asset.

Notes To Financial Statements

For The Year Ended 31st March, 2025

Subsequent expenditure is capitalized only if it is probable that the future economic benefits associated with the expenditure will flow to the Company and the cost of the item can be measured reliably.

iv.) Intangible assets

Intangible assets that are acquired, are recognized at cost initially and carried at cost less accumulated amortization and accumulated impairment loss, if any. Subsequent expenditure is capitalised only when it increases the future economic benefits embodied in the specific asset to which it relates.

v.) Depreciation & Amortisation

Depreciation is recognised so as to write off the cost of assets (other than freehold land) less their residual values over their useful lives.

The Company has charged depreciation on property, plant & equipment (PPE) based on the Straight line Method (SLM) as per useful life specified in schedule II of the Companies Act, 2013.

Amortisation is calculated to write off the cost of intangible assets less their estimated residual values over their estimated useful lives using the straight line method (SLM) and is included in depreciation and amortisation expense in statement of profit and loss.

Depreciation and amortisation on additions and deletions are restricted to the period of use.

Residual value is considered to be 5% on all the assets.

Assets costing below Rs. 5,000 are depreciated using depreciation rate at 100%.

Depreciation and amortisation methods, useful lives and residual values are reviewed at each reporting date and adjusted if appropriate.

vi.) Employee benefits

Short-term employee benefits

Short term employee benefits are measured on an undiscounted basis and expensed as the related service is provided. A short term liability is

recognised if the Company has a present legal or constructive obligation to pay the amount as a result of past service provided by the employee and the obligation can be estimated reliably.

Defined contribution plans

A defined contribution plan is a post-employment benefit plan where the company's legal or constructive obligation is limited to the amount that it contributes to a separate legal entity. The company makes specified monthly contributions towards government administered provident fund scheme and employees' state insurance ('ESI') scheme. The company makes specified monthly contributions towards government administered provident fund scheme and employees' state insurance ('ESI') scheme. Obligations for contributions to defined contribution plans are expensed as an employee benefits expense in statement of profit and loss in the period in which the related services are rendered by employees.

Defined benefit plans

A defined benefit plan is a post-employment benefit plan other than a defined contribution plan. The company has a defined benefit plan namely gratuity for all its employees. Liability for defined benefit plan is provided on the basis of valuations, as at the balance sheet date, carried out by an independent actuary. The actuarial valuation method used by independent actuary for measuring the liability is the Projected Unit Credit Method. Actuarial gains and losses due to changes in actuarial assumptions and are recognised immediately in the profit and loss account as income or expense. Current and non current liabilities are recognised on the basis of actuarial report.

Termination benefits

Termination benefits are recognised as an expense as and when incurred.

vii.) Lease

Lease contracts entered by the company majorly pertains for buildings taken on operating lease to conduct its business in the ordinary course. Leases where the lessor effectively retains substantially all the risks and benefits of the



Notes To Financial Statements

For The Year Ended 31st March, 2025

leased assets are classified as operating leases. Operating lease payments are recognized in the statement of profit and loss on a straight line basis over the lease term. Lease agreements are renewable for further period or periods on terms and condition as mutually agreed with the lessor. Variation or escalations clauses in lease rentals are made as per mutually agreed terms and conditions with the lessor.

viii.) Impairment of assets

An asset is treated as impaired when the carrying cost of assets exceeds its recoverable value. An impairment loss is charged to the statement of profit and loss in the year in which an asset is identified as impaired. The impairment loss recognised in prior accounting period is increased/ reversed where there has been change in the estimate of recoverable value. The recoverable value is the higher of the assets' net selling price and value in use. At each reporting date, the Company reviews the carrying amount of assets, to determine whether there is any indication of impairment. If any such indication exists, then the asset's recoverable amount is estimated.

ix.) Investments

Current Investments are carried at lower of cost and market value computed Investment wise. Long Term Investments are stated at cost or fair value. Provision for diminution in the value of long term investments is made only if such a decline is other than temporary in the opinion of the management.

x.) Income-tax

Provision for income tax is made on the basis of taxable income for the year at current rates. Tax expense comprises of current tax and deferred tax at the applicable enacted or substantively enacted rates. Current tax represents the amount of income tax payable/ recoverable in respect of the taxable income/ loss for the reporting period. Deferred tax represents the effect of timing difference between taxable income and accounting income for the reporting period that originate in one period and are capable of reversal in one or more subsequent periods.

The deferred tax asset is recognised and

carried forward only to the extent that there is a reasonable certainty that the assets will be realised in future. However, where there is unabsorbed depreciation or carried forward loss under taxation laws, deferred tax assets are recognised only if there is virtual certainty of realisation of assets.

Minimum Alternate Tax (MAT) paid in a year is charged to the statement of profit and Loss as current tax. The company recognizes the MAT credit available as an asset only to the extent that there is convincing evidence that the company will pay the normal income tax during the specified period i.e., period for which MAT credit is allowed to be carried forward.

xi.) Provision, contingent liabilities and contingent assets

A provision is recognised when the company has a present obligation (legal or constructive) as a result of past event and it is probable that an outflow of resources will be required to settle the obligation in respect of which a reliable estimate can be made. Provisions are not discounted to its present value and are determined based on Management's estimate for the amount required to settle the obligation at the balance sheet date.

Contingent liability is a possible obligation arising from past events and whose existence will be confirmed only by the occurrence or non-occurrence of one or more uncertain future events not wholly within the control of the entity or a present obligation that arises from past events but is not recognized because it is not probable that an outflow of resources embodying economic benefits will be required to settle the obligation or the amount of the obligation cannot be measured with sufficient reliability. The Company does not recognize a contingent liability but discloses its existence in the financial statements.

Contingent assets are neither recognised nor disclosed in the financial statements, since this may result in the recognition of income that may never be realised. However, when the realisation of income is virtually certain, then the related asset is not a contingent asset and is recognized.

Notes To Financial Statements

For The Year Ended 31st March, 2025

Provisions, contingent liabilities and contingent assets are reviewed at each balance sheet date.

xii.) Earnings per share

Basic Earnings per share

Basic Earnings Per Share ('EPS') is calculated by dividing the profit attributable to the equity shareholders of the company by the weighted average number of equity shares outstanding during the year.

Diluted Earnings per share

Diluted earnings per share is computed by dividing the profit (considered in determination of basic earnings per share) after considering the effect associated with dilutive potential equity shares by the weighted average number of equity shares considered for deriving basic earnings per share adjusted for the weighted average number of equity shares that would have been issued upon conversion of all dilutive potential equity shares.

xiii.) Cash flow statement

Cash flows are reported using the indirect method, whereby profit for the year is adjusted for the effects of transactions of a non-cash nature, any deferrals or accruals of past or future cash receipts or payments and item of income or expenses associated with investing or financing cash flows. The cash flows are segregated into operating, investing and financing activities. The Company considers all highly liquid investments that are readily convertible to known amounts of cash to be cash equivalents.

xiv.) Cash and cash equivalents

Cash and cash equivalents in the balance sheet and cash flow statement consists of cash on hand, deposits held at call with financial institutions, other short-term, highly liquid investments with original maturities less than three months which are readily convertible to known amounts of cash and which are subject to insignificant risk of changes in value.

xv.) Dividend

The company recognises a liability for any dividend declared but not distributed at the end of the reporting period, when the distribution is

authorised and the distribution is no longer at the discretion of the company on or before the end of the reporting period.

xvi.) Related parties transactions

The company has a policy to recognize and identify related party transactions; disclosures of related party transactions have been made wherever applicable.

xvii.) Foreign Currency Transactions

Foreign exchange transactions are recorded at the rates prevailing on the date of transactions. Exchange rate differences arising on foreign exchange transactions settled during the year are recognized in the statement of profit and loss for the year. Monetary assets and liabilities denominated in foreign currencies as at the balance sheet date are translated at the closing exchange rates on that date and the resultant exchange differences are recognized in the statement of profit and loss. Non-monetary items which are carried in terms of historical cost denominated in a foreign currency should be reported using the exchange rate at the date of the transaction. Non-monetary items which are carried at fair value or other similar valuation denominated in a foreign currency should be reported using the exchange rates that existed when the values were determined.

xviii.) Borrowing Costs

Borrowing costs that are attributable to acquisition, construction or production of qualifying assets are capitalised as part of such assets. A qualifying asset is an asset that necessarily takes a substantial period of time to get ready for its intended use. All other borrowing costs are recognised as an expense in the period in which they are incurred.

xix.) Events after reporting date

Where events occurring after the balance sheet date provide evidence of conditions that existed at the end of the reporting period, the impact of such events is adjusted within the financial statements. Otherwise, events after the balance sheet date of material size or nature are only disclosed.



Notes To Financial Statements

For The Year Ended 31st March, 2025

Note No. :- 3 : Share capital

a. Information on authorised, issued, subscribed and paid-up shares

Particulars	(Amount in 'Lakhs')	
	Figures as at the end of 31 st March, 2025	Figures as at the end of 31 st March, 2024
Authorised		
Equity shares with voting rights	2,500.00	2,400.00
(Current year : 25000000 equity shares of Rs.10/- each)		
(Previous year : 24000000 equity shares of Rs.10/- each)		
Total...	2,500.00	2,400.00
Issued		
Equity shares with voting rights	2,445.21	2,000.00
(Current year : 24452064 equity shares of Rs.10/- each)		
(Previous year : 20000000 equity shares of Rs.10/- each)		
Total...	2,445.21	2,000.00
Subscribed and fully paid		
Equity shares with voting rights FP	2,445.21	2,000.00
(Current year : 24452064 equity shares of Rs.10/- each)		
(Previous year : 20000000 equity shares of Rs.10/- each)		
Total...	2,445.21	2,000.00

a. The reconciliation of shares.

Particulars	Figures as at the end of 31 st March, 2025			Figures as at the end of 31 st March, 2024		
	No of shares	Paid up value per share	Amount	No of shares	Paid up value per share	Amount
Equity shares with voting rights, subscribed and fully paid						
Shares outstanding at the beginning of the year	2,00,00,000.00	10.00	2,000.00	2,00,00,000.00	10.00	2,000.00
Add: Fresh shares issued during the year	44,52,064.00	10.00	445.21	-	-	-
Add: Bonus shares issued during the year	-	-	-	-	-	-
Less: Shares forfeited/ bought back during the year	-	-	-	-	-	-

Notes To Financial Statements

For The Year Ended 31st March, 2025

Particulars	Figures as at the end of 31 st March, 2025			Figures as at the end of 31 st March, 2024		
	No of shares	Paid up value per share	Amount	No of shares	Paid up value per share	Amount
Shares outstanding at the end of the year	2,44,52,064.00	10.00	2,445.21	2,00,00,000.00	10.00	2,000.00
b. Rights, preferences and restrictions of different classes of shares including restrictions on the distribution of dividends and the repayment of capital						
Equity shares with voting rights, subscribed and fully paid						
As to dividend:						The shareholders are entitled to receive dividend in proportion to the amount paid up on the equity shares held by them.
As to repayment of capital:						In the event of liquidation of the company, the holders of equity shares will be entitled to receive any of the remaining assets of the company after distribution of all preferential amounts. The distribution will be in proportion of the number of shares held by the shareholders.
As to voting:						The company has only one class of shares referred to as equity shares having a par value of Rs. 10/- . Each holder of the equity share is entitled to one vote per share.

c. Details of shareholders holding more than 5% shares of the Company

Name of shareholder	As at the end of 31 st March, 2025			As at the end of 31 st March, 2024		
	No of shares	Paid up value per share	Percentage (%)	No of shares	Paid up value per share	Percentage (%)
Equity shares with voting rights, subscribed and fully paid Name of shareholder						
- Amar Anita Holdings (India) Private Limited	41,24,064.00	10.00	16.87%	58,43,000.00	10.00	29.22%
- Amar Singh	23,25,460.00	10.00	9.51%	23,19,860.00	10.00	11.60%
- Vinay Lamba	15,84,800.00	10.00	6.48%	15,84,800.00	10.00	7.92%
- Other shareholders*	1,64,23,340.00	10.00	67.17%	1,02,52,340.00	10.00	51.26%
Total...	2,44,52,064.00		100.00%	2,00,00,000.00		100.00%

*Other shareholders, each holding less than 5% of the total shares, are included here to ensure reconciliation of the total share count with the notes provided above.



Notes To Financial Statements

For The Year Ended 31st March, 2025

d. Disclosure of shareholding of promoters:

As at 31st March, 2025

Name of promoter	No of shares as at the beginning of year	Addition	Deletion	No of shares as at the end of year	% of total shares	“% Change during the year”
Equity shares with voting rights, subscribed and fully paid						
Name of promoter*						
-Alok Singh	3,00,000.00	-	-	3,00,000.00	1.23%	0.00%
-Amar Singh	23,19,860.00	5,600.00	-	23,25,460.00	9.51%	0.24%
-AmarAnita Holdings (India) Pvt Ltd	58,43,000.00	-	17,18,936.00	41,24,064.00	16.87%	-29.42%
-Asmita Singh	1,62,000.00	5,600.00	-	1,67,600.00	0.69%	3.46%
-Shaleen Solanki	9,00,000.00	-	-	9,00,000.00	3.68%	0.00%
-Vijay Singh	8,99,400.00	-	-	8,99,400.00	3.68%	0.00%
-Vinay Lamba	15,84,800.00	-	-	15,84,800.00	6.48%	0.00%

As at 31st March, 2024

Name of promoter	No of shares as at the beginning of year	Addition	Deletion	No of shares as at the end of year	% of total shares	“% Change during the year”
Equity shares with voting rights, subscribed and fully paid						
Name of promoter*						
-Alok Singh	3,00,000.00	-	-	3,00,000.00	1.50%	-
-Amar Singh	2,11,986.00	21,07,874.00	-	23,19,860.00	11.60%	994.35%
-AmarAnita Holdings (India) Pvt Ltd	58,43,000.00	-	-	58,43,000.00	29.22%	-
-Asmita Singh	1,62,000.00	-	-	1,62,000.00	0.81%	-
-Shaleen Solanki	9,00,000.00	-	-	9,00,000.00	4.50%	-
-Vijay Singh	8,99,400.00	-	-	8,99,400.00	4.50%	-
-Vinay Lamba	15,84,800.00	-	-	15,84,800.00	7.92%	-

*Individuals designated or to be designated by the company as promoters in its annual return.

Notes To Financial Statements

For The Year Ended 31st March, 2025

Note No. :- 4 : Reserves and surplus

Particulars	(Amount in 'Lakhs')	
	Figures as at the end of 31 st March, 2025	Figures as at the end of 31 st March, 2024
Securities premium account		
Securities premium account	5,781.92	-
Total A	5,781.92	-
Surplus/Retained earning		
Opening balance Reserves & Surplus	2,066.69	665.03
Less :- Dividend on equity shares	(300.00)	(200.00)
Add :- Profit/(Loss) for the period	2,077.80	1,601.65
Total B	3,844.49	2,066.68
Closing balance (A+B)	9,626.41	2,066.68

Note No. :- 5 : Long-term borrowings

Particulars	(Amount in 'Lakhs')	
	Figures as at the end of 31 st March, 2025	Figures as at the end of 31 st March, 2024
Secured		
Term loans		
- From banks LTBS	2,214.46	1,217.56
Total...	2,214.46	1,217.56

a. Reconciliation of current and non current portion of long term liabilities

Particulars	Figures as at the end of 31 st March, 2025			Figures as at the end of 31 st March, 2024		
	Non current	Current	Total	Non current	Current	Total
Secured						
Term loans						
- From banks LTBS	2,214.46	734.29	2,948.75	1,217.56	585.60	1,803.16
Total...	2,214.46	734.29	2,948.75	1,217.56	585.60	1,803.16



Notes To Financial Statements

For The Year Ended 31st March, 2025

b. Other disclosure on term loan

(Amount in 'Lakhs')

Particulars	Figures as at the end of 31 st March, 2025		Figures as at the end of 31 st March, 2024		Details of repayment terms and maturity*		Nature of Security
	Amount	ROI	Amount	ROI	Particulars	Terms	
Secured							
Term Loan from Bank							
State Bank of India [41626319793]	-	-	35.42	7.95%	Sanction date	28/02/2023	The loan is secured by the following: 1. Primary Security:- A first pari passu charge on the assets acquired with the proceeds of the loan. This gives the lender a primary claim on these assets, ensuring that their security interest is prioritized above other claims. 2. Collateral Security: A pari passu charge on immovable property, shared equally with other lenders who have similar security interests in the same property. This provides additional security for the lender, aligning their claim with those of other creditors. 3. Personal Guarantee: A guarantee provided by all directors of the borrowing entity, holding them personally liable for the loan obligations in the event of default by the borrowing entity. 4. Corporate Guarantee: A guarantee provided by AmarAnita Holdings (India) Pvt Ltd, ensuring that it will fulfill the loan obligations if the primary borrower fails to do so.
					Principal amount	83.00	
					EMI amount	2.56	
					Loan period (Month)#	30.00	
					Last Instalment date	05/06/2025	
State Bank of India [41626315993]	-	-	208.67	7.95%	Sanction date	28/02/2023	
					Principal amount	308.00	
					EMI amount	7.21	
					Loan period (Month)#	50.00	
					Last Instalment date	17/10/2024	
State Bank of India [41626340656]	-	-	16.63	7.95%	Sanction date	28-02-2023	
					Principal amount	40.00	
					EMI amount	1.62	
					Loan period (Month)#	27.00	
					Last Instalment date	17/10/2024	

Notes To Financial Statements

For The Year Ended 31st March, 2025

Particulars	Figures as at the end of 31 st March, 2025		Figures as at the end of 31 st March, 2024		Details of repayment terms and maturity*		Nature of Security
	Amount	ROI	Amount	ROI	Particulars	Terms	
State Bank of India [41623614536]	-	-	42.48	8.30%	Sanction date	28-02-2023	
					Principal amount	46.00	
					EMI amount	1.19	
					Loan period (Month)#	49.00	
					Last Instalment date	17/10/2024	
Indusind Bank [732000008552]	40.82	8.75%	160.45	8.75%	Sanction date	01-07-2022	The loan is secured by a first pari passu charge on the assets acquired using the proceeds of this loan, establishing a primary security interest.
					Principal amount	340.24	
					EMI amount	10.74	
					Loan period (Month)#	36.00	
					Last Instalment date	07/08/2025	
Yes Bank Limited [MEN00180126]	50.31	9.00%	68.90	9.00%	Sanction date	21-07-2022	
					Principal amount	96.66	
					EMI amount	2.00	
					Loan period (Month)#	60.00	
					Last Instalment date	22/07/2027	
Yes Bank Limited [MEN001801285372]	10.86	7.95%	14.74	7.95%	Sanction date	09-08-2022	
					Principal amount	20.20	
					EMI amount	0.42	
					Loan period (Month)#	60.00	
					Last Instalment date	22/08/2027	



Notes To Financial Statements

For The Year Ended 31st March, 2025

Particulars	Figures as at the end of 31 st March, 2025		Figures as at the end of 31 st March, 2024		Details of repayment terms and maturity*		Nature of Security
	Amount	ROI	Amount	ROI	Particulars	Terms	
HDFC Loan A/c No. [800450335]	146.96	9.50%	-	-	Sanction date	22-08-2024	The loan is secured by the following: 1. Primary Security:- A first pari passu charge on the assets acquired with the proceeds of the loan. This gives the lender a primary claim on these assets, ensuring that their security interest is prioritized above other claims. 2. Personal Guarantee: A guarantee provided by all directors of the borrowing entity, holding them personally liable for the loan obligations in the event of default by the borrowing entity.
					Principal amount	178.13	
					EMI amount	6.50	
					Loan period (Month)#	31	
					Last Instalment date	07/04/2027	
HDFC Loan A/c No. [800450336]	2.45	9.50%	-	-	Sanction date	22-08-2024	
					Principal amount	9.57	
					EMI amount	1.24	
					Loan period (Month)#	8	
					Last Instalment date	07/05/2025	
HDFC Loan A/c No. [800487587]	29.46	9.50%	-	-	Sanction date	22-08-2024	
					Principal amount	35.99	
					EMI amount	1.35	
					Loan period (Month)#	30.00	
					Last Instalment date	07/03/2027	
HDFC Loan A/c No. [99903818]	9.17	9.50%	-	-	Sanction date	22-08-2024	
					Principal amount	22.43	
					EMI amount	2.34	
					Loan period (Month)#	10	
					Last Instalment date	07/07/2025	

Notes To Financial Statements

For The Year Ended 31st March, 2025

Particulars	Figures as at the end of 31 st March, 2025		Figures as at the end of 31 st March, 2024		Details of repayment terms and maturity*		Nature of Security
	Amount	ROI	Amount	ROI	Particulars	Terms	
PNB LOAN A/c No. [241400CN00000057]	1,552.44	8.80%	-	-	Sanction date	27-07-2024	The loan is secured by a first pari passu charge on the assets acquired using the proceeds of this loan, establishing a primary security interest.
					Principal amount	1,650.00	
					EMI amount	19.64	
					Loan period (Month)#	84	
					Last Instalment date	30/04/2032	
PNB LOAN A/c No. [241400NG00259653]	15.84	8.80%	-	-	Sanction date	04-10-2024	Hypothecation of New Four Wheeler.
					Principal amount	17.00	
					EMI amount	0.35	
					Loan period (Month)#	60.00	
					Last Instalment date	30/09/2030	
Punjab National Bank [241400CH00000028]	1,090.44	7.95%	1,255.88	7.95%	Sanction date	31-03-2023	The loan is secured by: 1. A first pari passu charge on the assets acquired with the proceeds of the loan. 2. The personal guarantee of all directors of the borrowing entity. 3. The corporate guarantee of AmarAnita Holdings (India) Pvt Ltd.
					Principal amount	1,530.00	
					EMI amount	39.36	
					Loan period (Month)#	48.00	
					Last Instalment date	31/03/2028	
Total...	2948.75		1803.164731				
Less:- Current maturities of all long-term borrowings	(734.29)		(585.60)				
Total...	2,214.46		1,217.56				

* These are with respect to the balance sheet date.

The figures are presented in absolute terms and are not expressed in lakhs.



Notes To Financial Statements

For The Year Ended 31st March, 2025

Note No. :- 6 : Deferred tax liabilities(Net)

Particulars	(Amount in 'Lakhs')	
	Figures as at the end of 31 st March, 2025	Figures as at the end of 31 st March, 2024
Deferred tax liabilities(Net)-BS	190.33	151.72
Total...	190.33	151.72

a. Disclosures regarding the components of net deferred tax liabilities

Particulars	(Amount in 'Lakhs')	
	Figures as at the end of 31 st March, 2025	Figures as at the end of 31 st March, 2024
Provision for gratuity	294.78	(79.97)
Provision for doubtful debts	(95.17)	(1.32)
Provision for obsolete inventories	(5.17)	(1.58)
W.D.V of property, plant & equipments & intangible assets	(4.12)	234.58
Total...	190.33	151.72

Note No. :- 7 : Other long -term liabilities

Particulars	(Amount in 'Lakhs')	
	Figures as at the end of 31 st March, 2025	Figures as at the end of 31 st March, 2024
Other long-term liabilities		
- Trade deposits and security deposits which are not in the nature of borrowings OLTL	2.45	0.45
Total...	2.45	0.45

Note No. :- 8 : Long term provisions

Particulars	(Amount in 'Lakhs')	
	Figures as at the end of 31 st March, 2025	Figures as at the end of 31 st March, 2024
Provision for gratuity LTP	313.01	283.66
Total...	313.01	283.66

a. Details of employee benefits as required by the accounting standard 15 (revised) employee benefits are as under:

The company has classified the various benefits provided to employee's as under:-

Notes To Financial Statements

For The Year Ended 31st March, 2025

I. Defined contribution plans

- Employee's provident fund.
- Employee's state insurance.

During the year, the company has recognised the following amounts in the profit and loss account:

Particulars	(Amount in Rs 'Lakhs')	
	Figures as at the end of 31 st March, 2025	Figures as at the end of 31 st March, 2024
Employers' contribution to provident fund*	84.26	71.27
Employers' contribution to employee's state insurance*	27.34	23.20
Total...	111.60	94.47

* Included in Contribution to Provident and Other Funds (Refer Note No. 28 Employee benefits expense)

II. Defined benefit plans

Gratuity disclosures as per accounting standard-15

(i) Table Showing Changes in Present Value of Obligations

Particulars	(Amount in Rs 'Lakhs')	
	Figures as at the end of 31 st March, 2025	Figures as at the end of 31 st March, 2024
Present value of the obligation at the beginning of the period	317.73	235.93
Interest cost	23.04	17.69
Current service cost	61.16	52.37
Past Service Cost	-	-
Benefits paid (if any)	(11.38)	(7.96)
Actuarial (gain)/loss	(12.43)	19.71
Present value of the obligation at the end of the period	378.12	317.73

(ii) Key results (The amount to be recognized in the Balance Sheet):

Particulars	(Amount in Rs 'Lakhs')	
	Figures as at the end of 31 st March, 2025	Figures as at the end of 31 st March, 2024
Present value of the obligation at the end of the period	378.12	317.73
Fair value of plan assets at end of period	-	-
Net liability/(asset) recognized in Balance Sheet and related analysis	378.12	317.73
Funded Status - Surplus/ (Deficit)	(378.12)	(317.73)



Notes To Financial Statements

For The Year Ended 31st March, 2025

(iii) Expense recognized in the statement of Profit and Loss:

Particulars	(Amount in Rs 'Lakhs')	
	Figures as at the end of 31 st March, 2025	Figures as at the end of 31 st March, 2024
Interest cost	23.04	17.69
Current service cost	61.16	52.37
Past Service Cost	-	-
Expected return on plan asset	-	-
Net actuarial (gain)/loss recognized in the period	(12.43)	19.71
Expenses to be recognized in P&L #	71.77	89.77

Included in Provision for gratuity (Refer Note No. 28 Employee benefits expense)

(iv) Current & Non Current Liability :

Particulars	(Amount in Rs 'Lakhs')	
	Figures as at the end of 31 st March, 2025	Figures as at the end of 31 st March, 2024
Current Liability (Short Term)^	65.11	34.07
Non Current Liability (Long Term)	313.01	283.66
Total Liability	378.12	317.73

^ Included in Provision for gratuity (Refer Note No. 12 Short term provisions)

(v) Reconciliation of liability in balance sheet

Particulars	(Amount in Rs 'Lakhs')	
	Figures as at the end of 31 st March, 2025	Figures as at the end of 31 st March, 2024
Opening gross defined benefit liability/ (asset)	317.73	235.93
Expenses to be recognized in P&L	71.77	89.77
Benefits paid (if any)	(11.38)	(7.96)
Closing gross defined benefit liability/ (asset)	378.12	317.73

Notes To Financial Statements

For The Year Ended 31st March, 2025

(vi) Actuarial assumptions provided by the company and employed for the calculations are tabulated:

Particulars	(Amount in Rs 'Lakhs')	
	Figures as at the end of 31 st March, 2025	Figures as at the end of 31 st March, 2024
Discount rate	6.75 % p.a.	7.25 % p.a.
Salary Growth Rate	8.00 % p.a.	8.00 % p.a.
Mortality	IALM 2012-14	IALM 2012-14
Expected rate of return	-	-
Attrition / Withdrawal Rate (per Annum)	10.00% p.a.	5.00% p.a.

Note No. :- 9 : Short-term borrowings

Particulars	(Amount in Rs 'Lakhs')	
	Figures as at the end of 31 st March, 2025	Figures as at the end of 31 st March, 2024
Secured		
Loans repayable on demand		
- From banks-Overdraft(OD) SSTB	70.51	114.18
- From banks-Cash credit(CC) SSTB	301.12	990.50
Current maturities of all long-term borrowings		
- From banks SSTB_CMLTB	734.29	585.60
	1,105.92	1,690.28

Particulars	Figures as at the end of 31 st March, 2025		Figures as at the end of 31 st March, 2024	
	Amount	Nature of security and other terms	Amount	Nature of security and other terms
Secured				
Loans repayable on demand				
- From banks-Overdraft(OD) SSTB				
ICICI	70.51	Sanctioned against FDs with ICIC Bank	114.18	Sanctioned against FDs with ICIC Bank
- From banks-Cash credit(CC) SSTB				
SBI	-		990.50	Hypothecation of stock and book debt
HDFC	301.12	Hypothecation of stock and book debt	-	-



Notes To Financial Statements

For The Year Ended 31st March, 2025

Note No. :- 10 : Trade payables

(Amount in Rs 'Lakhs')

Particulars	Figures as at the end of 31 st March, 2025	Figures as at the end of 31 st March, 2024
Trade payables		
- Total outstanding dues of micro enterprises and small enterprises CL	662.44	220.70
- Total outstanding dues of other then micro enterprises and small enterprises CL	371.54	391.34
	1,033.98	612.04

a. Trade payables ageing schedule

As at 31st March, 2025

Particulars	Unbilled dues	Not dues	Outstanding for following periods from due date of payment				TOTAL
			Less than 1 year	1-2 years	2-3 years	More than 3 years	
Not Disputed							
--MSME	-	662.44	-	-	-	-	662.44
--Others	-	-	371.54	-	-	-	371.54
Total...	-	662.44	371.54	-	-	-	1,033.98

As at 31st March, 2024

Particulars	Unbilled dues	Not dues	Outstanding for following periods from due date of payment				TOTAL
			Less than 1 year	1-2 years	2-3 years	More than 3 years	
Not Disputed							
--MSME	-	220.70	-	-	-	-	220.70
--Others	-	-	391.34	-	-	-	391.34
Total...	-	220.70	391.34	-	-	-	612.04

Notes To Financial Statements

For The Year Ended 31st March, 2025

b. Disclosure as per MSMED Act, 2006

(Amount in Rs 'Lakhs')

Particulars	Figures as at the end of 31 st March, 2025	Figures as at the end of 31 st March, 2024
Payble		
Principle overdue as per MSMED Act,2006.	-	-
Principle not due as per MSMED Act,2006.	662.44	220.70
Interest payable under section 16 of MSMED Act, 2006		
- On principle paid beyond due date as per MSMED Act,2006	-	-
- On principle payable beyond due date as per MSMED Act,2006	-	-
- Carried forward from the last year	-	-
Other interest	-	-
Total...	662.44	220.70
Paid		
Principle paid beyond the due date as per MSMED Act,2006	-	-
Interest paid under section 16 of MSMED Act, 2006	-	-
Total...	-	-

Note No. :- 11 : Other current liabilities

(Amount in Rs 'Lakhs')

Particulars	Figures as at the end of 31 st March, 2025	Figures as at the end of 31 st March, 2024
Advances from customers OCL	345.34	859.73
TDS payable OCL	43.54	49.49
GST payable OCL	3.43	-
Salary, Bonus, Gratuity, Reimbursements etc. payable to staff OCL	216.43	208.37
Contribution towards PF payable OCL	13.88	13.15
Contribution towards ESI payable OCL	2.96	2.51
Income tax payable OCL	14.58	122.13
Other payables (specify nature) OCL	53.31	-
Total...	693.47	1,255.38



Notes To Financial Statements

For The Year Ended 31st March, 2025

Note No. :- 12 : Short term provisions

(Amount in Rs 'Lakhs')

Particulars	(Amount in Rs 'Lakhs')	
	Figures as at the end of 31 st March, 2025	Figures as at the end of 31 st March, 2024
Provision for employee benefits		
Provision for gratuity STP	65.11	34.07
	65.11	34.07

Note No. :- 13 : Property, plant & equipments & intangible assets

(Amount in Rs 'Lakhs')

Description	Gross block			Accumulated depreciation			Net block		
	Figures as at the beginning of 1 st April, 2024	"Additions during the year"	Disposals during the year	Figures as at the end of 31 st March, 2025	Figures as at the beginning of 1 st April, 2024	For the year	Figures as at the end of 31 st March, 2025	Figures as at the end of 31 st March, 2025	Figures as at the end of 31 st March, 2024
Tangible Assets									
Capital Work-In-Progress(CWIP)									
Buildings (CWIP)	-	410.12	-	410.12	-	-	-	410.12	-
Property, plant and equipment									
Computers	465.58	68.27	-	533.86	331.05	86.59	417.64	116.22	134.54
Office Interior & Renovation	509.56	296.21	-	805.77	309.85	8.41	318.27	487.51	199.71
Buildings	321.50	-	-	321.50	85.54	14.71	100.25	221.25	235.96
Plant and equipment	5,789.45	2,799.27	-	8,588.72	2,283.05	360.97	2,644.02	5,944.70	3,506.40
Furniture and fixtures	130.41	46.35	-	176.75	97.45	33.35	130.81	45.95	32.96
Vehicles	98.79	62.03	-	160.82	79.11	5.56	84.67	76.15	19.68
Office equipment	395.88	165.79	-	561.67	172.32	132.64	304.96	256.71	223.55
Total...	7,711.18	3,848.04	-	11,559.22	3,358.38	642.24	4,000.61	7,148.48	4,352.80
Previous Year...	5,795.45	1,920.56	4.84	7,711.18	3,022.31	336.07	3,358.38	4,352.80	2,773.14

Note No. :- 14 : Non-current investments

(Amount in Rs 'Lakhs')

Particulars	(Amount in Rs 'Lakhs')	
	Figures as at the end of 31 st March, 2025	Figures as at the end of 31 st March, 2024
Investments in equity instruments NCI	1,031.54	1,031.54
Total...	1,031.54	1,031.54

Notes To Financial Statements

For The Year Ended 31st March, 2025

a .Disclosure on investment in equity instrument

As at 31st March, 2025

(Amount in Rs 'Lakhs')

Name of body corporate	Nature of Investment	Paid up value/ share	Fully or partly paid	(%) holding	No of shares	Issue price	Amount	Basis of Valuation	Quoted/ Unquoted Investment
Chandan Diagnostic Limited,	Subsidiaries	10	Fully paid	67.99%	6.59	10	65.85	Cost	Unquoted
Chandan Pharmacy Limited	Subsidiaries	10	Fully paid	53.56%	1.73	274	474.00	Cost	Unquoted
Indra Diagnostic Centre and Blood Bank Limited	Subsidiaries	10	Fully paid	100.00%	49.17	10	491.69	Cost	Unquoted
Total...							1,031.54		

As at 31st March, 2024

(Amount in Rs 'Lakhs')

Name of body corporate	Nature of Investment	Paid up value/ share	Fully or partly paid	(%) holding	No of shares	Issue price	Amount	Basis of Valuation	Quoted/ Unquoted Investment
Chandan Diagnostic Limited,	Subsidiaries	10	Fully paid	67.99%	6.59	10	65.85	Cost	Unquoted
Chandan Pharmacy Limited	Subsidiaries	10	Fully paid	53.56%	1.73	274	474.00	Cost	Unquoted
Indra Diagnostic Centre and Blood Bank Limited	Subsidiaries	10	Fully paid	100.00%	49.17	10	491.69	Cost	Unquoted
Total...							1,031.54		

Note No. :- 15 : Long -term loans and advances

(Amount in Rs 'Lakhs')

Particulars	(Amount in Rs 'Lakhs')	
	Figures as at the end of 31 st March, 2025	Figures as at the end of 31 st March, 2024
Secured, considered good		
Capital Advances SLTLA	-	41.90
Unsecured, considered good		
Income tax refund due USLTLA	53.90	71.04
Total...	53.90	112.94



Notes To Financial Statements

For The Year Ended 31st March, 2025

Note No. :- 16 : Other non-current assets

Particulars	(Amount in Rs 'Lakhs')	
	Figures as at the end of 31 st March, 2025	Figures as at the end of 31 st March, 2024
Secured, considered good		
Security Deposits SONCA	168.57	86.59
Banks deposits with more than twelve months maturity SONCA	1,567.07	238.71
Total...	1,735.64	325.30

Note No. :- 17 : Current investments

Particulars	(Amount in Rs 'Lakhs')	
	Figures as at the end of 31 st March, 2025	Figures as at the end of 31 st March, 2024
Investments in equity instruments CI	-	222.97
Total...	-	222.97

a. Disclosure on investment in equity instrument

As at 31st March, 2024

Name of body corporate	Nature of Investment	Paid up value/ share	Fully or partly paid	(%) holding	No of shares	Issue price	Amount	Basis of Valuation	Quoted/ Unquoted Investment
Chandan Institute of Medical Science Limited	Associates	10	Partly paid	17.58%	0.83	270	222.97	Valuers Value	Unquoted
Total...					0.83		222.97		

Note No. :- 18 : Inventories

Particulars	(Amount in Rs 'Lakhs')	
	Figures as at the end of 31 st March, 2025	Figures as at the end of 31 st March, 2024
Stock-in-trade CI	92.21	73.03
(Refer # below)		
Stores,spares and consumables CI	1,636.14	579.04
Less: Provision for stock obsolescence CI	(16.36)	(6.26)
Total...	1,711.99	645.81

The company has revised its accounting policy in the financial year 2023-24 regarding the treatment of consumables transferred to various diagnostic centers. Under the previous policy, these consumables were expensed at the time of

Notes To Financial Statements

For The Year Ended 31st March, 2025

transfer. Given the significance of the consumable stock consistently held at these centers, the company has adopted a new policy wherein consumables transferred to diagnostic centers are recognized as inventory at those centers and are expensed only when consumed or used.

As a result of this policy change, the profit before tax for the financial year 2023-24 has increased by Rs 579.04 Lakhs, representing a 27.70% increase. This adjustment reflects a one-time impact on the year's profit and is not expected to materially affect profitability in future periods.

In accordance with Accounting Standard (AS) 5, "Net Profit or Loss for the Period, Prior Period Items and Changes in Accounting Policies," prior period items include errors discovered in the preparation of financial statements for one or more prior periods. Such errors may arise from mathematical mistakes, incorrect application of accounting policies, misinterpretation of facts, or oversight. Given that the revised policy addresses an error in the application of the previous accounting policy, the resulting increase in profit of Rs 579.04 Lakhs should be classified as a prior period item."

Note No. :- 19 : Trade receivables

Particulars	(Amount in Rs 'Lakhs')	
	Figures as at the end of 31 st March, 2025	Figures as at the end of 31 st March, 2024
Unsecured, considered good		
Trade receivables USTR	3,131.03	2,185.60
Doubtful		
Trade receivables DDTR	20.52	5.24
Total...	3,151.55	2,190.84
Less: Provision for bad and doubtful trade receivables DDTR	(20.52)	(5.24)
Total...	3,131.03	2,185.60

a. Trade receivable ageing schedule

As at 31st March, 2025

Particulars	Unbilled dues	Not dues	Outstanding for following periods from due date of receipt					TOTAL
			Less than 6 Month	6 Months - 1 year	1-2 years	2-3 years	More than 3 years	
UnDisputed								
Trade Receivables - considered good	-	554.83	2,576.20	-	-	-	-	3,131.03
Trade Receivables - considered doubtful	-	-	20.52	-	-	-	-	20.52
Total...	-	554.83	2,596.72	-	-	-	-	3,151.55



Notes To Financial Statements

For The Year Ended 31st March, 2025As at 31st March, 2024

(Amount in Rs 'Lakhs')

Particulars	Unbilled dues	Not dues	Outstanding for following periods from due date of receipt					TOTAL
			Less than 6 Month	6 Months - 1 year	1-2 years	2-3 years	More than 3 years	
UnDisputed								
Trade Receivables – considered good	-	346.41	1,839.19	-	-	-	-	2,185.60
Trade Receivables – considered doubtful	-	-	5.24	-	-	-	-	5.24
Disputed								-
Trade Receivables – considered good	-	-	-	-	-	-	-	-
Trade Receivables – considered doubtful	-	-	-	-	-	-	-	-
Total...	-	346.41	1,844.43	-	-	-	-	2,190.84

Note No. :- 20 : Cash and bank balances

(Amount in Rs 'Lakhs')

Particulars	Figures as at the end of 31 st March, 2025	Figures as at the end of 31 st March, 2024
Cash and cash equivalents		
Balances with banks	550.27	29.30
Cash on hand	52.83	23.84
Total...	603.10	53.14

Notes To Financial Statements

For The Year Ended 31st March, 2025**Note No. :- 21 : Short-term loans and advances**

(Amount in Rs 'Lakhs')

Particulars	Figures as at the end of 31 st March, 2025	Figures as at the end of 31 st March, 2024
Secured, considered good		
Advance to supplier SSTLA	70.06	20.67
Advance to employees SSTLA	380.83	210.76
Other loans and advances (specify nature) SSTLA	310.25	-
Unsecured, considered good		
Advance to supplier USSTLA	0.73	-
Advance to employees USSTLA	1.11	-
Total...	762.98	231.43

Note No. :- 22 : Other current assets

(Amount in Rs 'Lakhs')

Particulars	Figures as at the end of 31 st March, 2025	Figures as at the end of 31 st March, 2024
Secured		
Input tax credit(ITC)-GST SOCA	0.98	1.13
Prepaid expenses SOCA	41.59	14.52
Bank deposits with more than three months maturity	1,059.00	134.66
Total...	1,101.57	150.31

Note No. :- 23 : Revenue from operations

(Amount in Rs 'Lakhs')

Particulars	Figures for the year ended 31 st March, 2025	Figures for the year ended 31 st March, 2024
Sale of products	484.01	296.72
Sale of services	12,430.14	9,689.25
Other operating revenues		
Sale of scrap	2.27	1.51
Less: Excise duty	-	-
Total...	12,916.42	9,987.48



Notes To Financial Statements

For The Year Ended 31st March, 2025

Note No. :- 24 : Other income

Particulars	(Amount in Rs 'Lakhs')	
	Figures for the year ended 31 st March, 2025	Figures for the year ended 31 st March, 2024
On current investments		
Interest on fixed deposits C	45.32	24.50
Dividends from other companies C	-	68.87
Other		
Other Interest Income	-	5.88
Bad Debts Recovered & Reversal of Payable Write-Off(Net)	82.47	-
Other non-operating income	3.24	0.32
Total...	131.03	99.57

Note No. :- 25 : Cost of material consumed

Particulars	(Amount in Rs 'Lakhs')	
	Figures for the year ended 31 st March, 2025	Figures for the year ended 31 st March, 2024
Stores,spares and consumables consumed	1,542.19	1,091.62
Total...	1,542.19	1,091.62

Consumption disclosed in Note is on the basis of derived figures rather than actual records of issue.

Note No. :- 26 : Purchase of stock-in-trade

Particulars	(Amount in Rs 'Lakhs')	
	Figures for the year ended 31 st March, 2025	Figures for the year ended 31 st March, 2024
Purchase of stores,spares and consumables	446.61	260.98
Total...	446.61	260.98

Notes To Financial Statements

For The Year Ended 31st March, 2025

Note No. :- 27 : Change in inventories of finished goods,work-in-progress and stock-in-trade.

Particulars	(Amount in Rs 'Lakhs')	
	Figures for the year ended 31 st March, 2025	Figures for the year ended 31 st March, 2024
Opening stock:		
Stock-in-trade OS	73.03	35.81
	73.03	35.81
Closing stock:		
Stock-in-trade CS	92.21	73.03
	92.21	73.03
Total...	(19.18)	(37.22)

Note No. :- 28 : Employee benefits expense.

Particulars	(Amount in Rs 'Lakhs')	
	Figures for the year ended 31 st March, 2025	Figures for the year ended 31 st March, 2024
Salaries and wages	3,142.17	2,857.48
Contribution to provident and other funds	111.60	94.47
Provision for gratuity	71.77	89.77
Staff welfare expense	13.02	4.46
Total...	3,338.56	3,046.18

Note No. :- 29 : Finance costs

Particulars	(Amount in Rs 'Lakhs')	
	Figures for the year ended 31 st March, 2025	Figures for the year ended 31 st March, 2024
Interest expense on borrowings	317.78	188.99
Other borrowing costs		
Loan processing charges	19.27	10.86
Bank charges	19.78	11.43
	356.83	211.28



Notes To Financial Statements

For The Year Ended 31st March, 2025

Note No. :- 30 : Other expenses

Particulars	(Amount in Rs 'Lakhs')	
	Figures for the year ended 31 st March, 2025	Figures for the year ended 31 st March, 2024
Repair & maintenance- Plant & equipments	116.61	78.08
Repair & maintenance-Building	36.11	10.45
Repair & maintenance- Other	83.90	30.43
Baddebts & Payble Writtenoff(Net)	-	3.52
Payment to auditors	13.38	6.74
Rent	508.72	366.16
Electricity expenses	256.95	170.87
Fuel expenses	59.75	41.18
Travelling and conveyance	1,013.25	757.04
Legal and professional fees (professional fees to doctor consultants and others) & other related expenditures	1,250.87	1,025.39
Books, periodicals & certifications	0.94	0.61
Advertisement, publicity, marketing & business promotion expenses	44.93	16.80
Provision for doubtful debts	15.28	5.24
Provision for obsolete inventories	10.10	6.26
Communication expenses(Telephone & internet expenses)	44.94	31.03
Insurance	5.08	4.61
Postage & courier charges	4.15	3.35
Rates and taxes	26.77	0.54
Outsourced testing expenses	83.63	364.56
CSR Expenses	12.48	6.06
Other miscellaneous expenses	335.81	153.07
Total...	3,923.65	3,081.99

a. Payment to the auditor

Particulars	(Amount in Rs 'Lakhs')	
	Figures for the year ended 31 st March, 2025	Figures for the year ended 31 st March, 2024
For Statutory Audit	2.00	1.77
For Other Services	5.50	-
Total...	7.50	1.77

Notes To Financial Statements

For The Year Ended 31st March, 2025

b. Prior period items

Particulars	(Amount in Rs 'Lakhs')	
	Figures for the year ended 31 st March, 2025	Figures for the year ended 31 st March, 2024
Rent	1.75	11.66
Electricity expenses	1.99	11.00
Communication expenses(Telephone & internet expenses)	2.33	0.36
Rates and taxes	0.06	1.87
Other miscellaneous expenses	12.50	0.48
Total...	18.62	25.37

Note No. :- 31: Earning per share

Basic/Diluted earnings per share are calculated by dividing the Net profit or Loss for the period attributable to equity shareholders by the weighted average number of equity shares outstanding during the period.

Particulars	(Amount in Rs 'Lakhs')	
	Figures for the year ended 31 st March, 2025	Figures for the year ended 31 st March, 2024
Numerator		
Earning available to equity share holders(EAESH)	2,077.80	1,601.65
Denominator		
Weighted average outstanding equity share capital	205.73	200.00
Earnings Per Rupees of Equity Share Capital (Basic/ Diluted)	10.10	8.01

Note No. :- 32 : Disclosure regarding Transactions with Related Parties in terms of Accounting Standard - 18

Name of the related party	Nature of the relationship 31 st March 2025	Nature of the relationship 31 st March 2024
A. Enterprises that directly or indirectly control/controlled by/under common control with, the reporting enterprise		
Chandan Diagnostic Limited- PAN: AABCC9315J	Holding 67.99% of share capital	Holding 67.99% of share capital
Chandan Hospital Limited - PAN: AABCC9314K #	Common director	Common director
Indira Diagnostic Centre & Blood Bank Limited - PAN: AABCI0214L	Holding 100% of share capital	Holding 100% of share capital
Chandan Pharmacy Limited - PAN: AAHCC1459M	Holding 53.56% of share capital	Holding 53.56% of share capital



Notes To Financial Statements

For The Year Ended 31st March, 2025

Name of the related party	Nature of the relationship 31 st March 2025	Nature of the relationship 31 st March 2024
Chandan Institute Of Medical Sciences Limited - PAN: AAJCC1470E	Holding 17.58% of share capital #	Holding 17.58% of share capital
Cendana Pharmaceuticlas Private Limited - PAN: AAKCC199IP	Common director	Common director
Amaranita Holdings (I) Private Limited - PAN: AAHCA1540R	Common director	Common director
Chandan Singh Foundation - PAN: AAATC2479F	Common director and trustee	Common director and trustee
Healthrely Private Limited- PAN:AAGCH9438N*	Common director	-
Chandan Cancer Institute Limited-PAN:AALCC9159N*	Common director	-
Chandan Super Speciality Hospital Limited- PAN: AALCC1234A*	Common director	-
B. Individuals owning, directly or indirectly, an interest in the voting power of the reporting enterprise that gives them control or significant influence over the enterprise, and relatives of any such individual		
Dr Amar Singh - PAN: AGQPS5396H - DIN: 01096328	Managing director of company (MD)	Managing director of company (MD)
Asmita Singh - PAN: AWSPS3853M - DIN: 01098055	Director of company	Director of company
Virendra Singh - PAN: AFSPS0571B - DIN: 01099343	Director of company*	Director of company*
Vinay Lamba - PAN: AAXPL5673R - DIN: 01220153	Director of company	Director of company
Vijay Singh - PAN: AILPS1503P - DIN: 02778087*	Director of company*	Director of company
Aasti Singh - PAN: FRPPS0695A - DIN: 06973933*	Relative of director	Director of company
Anant Singh - PAN: AWSPS3852L - DIN: 00969364*	Relative of director	Director of company
Rishi Bhushan Kalia - PAN: ALVPK6157A - DIN: 08074018*	Director of company*	Director of company
Hari Shanker Dixit - PAN: AARPD6602Q - DIN: 02383137*	Director of company*	Director of company
Sandeep Kumar saraswat - PAN: APGPS5745F - DIN: 08354660*	Director of company*	Director of company
Rajeev Nain - PAN: AIVPN6380K	Key managerial personnel (CFO & Company secretary)	Key managerial personnel (CFO & Company secretary)

Notes To Financial Statements

For The Year Ended 31st March, 2025

Name of the related party	Nature of the relationship 31 st March 2025	Nature of the relationship 31 st March 2024
Mohammad Mohsin Rizvi - PAN: AQXPR3626G	Relative of director	Relative of director
Anita Singh - PAN: ARVPS1208G	Relative of director	Relative of director
Vishal Lamba - PAN: ABUPL4208N	Relative of director	Relative of director
Ajai Singh - PAN: AHNPS7885B	Relative of director	Relative of director
Nisha Lamba - PAN: AATPL6545J	Relative of director	Relative of director
Pragya Singh - PAN: DJVPS5075J	Relative of KMP	Relative of KMP
Shaivalini Singh - PAN: CURPS9141R	Relative of director	Relative of director
Vikash Lamba - PAN: ACLPL2389Q	Relative of director	Relative of director
Deepa Lamba- PAN: AAYPL1519B	Relative of director	Relative of director
Anshu Lamba - PAN: ABQPL8606C	Relative of director	Relative of director

During the financial year, the company divested its investments in certain subsidiaries and associates. As a result of these transactions, these entities are no longer classified as subsidiaries or associates in the company's financial statements.

* During the financial year, the individual ceased to serve as a director

a. Details of transactions with related parties and amounts (receivable)/payable as at the beginning and end of the year:

Name of related party	Nature of Transaction	(Amount in Rs 'Lakhs')	
		Standalone figures for the year ended 31 st March, 2025	Standalone figures for the year ended 31 st March, 2024
Aasti Singh	Opening Balance Payable(Receivable)	(0.00)	18.00
	Dividend for the Year	1.05	0.70
	Payment	(1.27)	(48.70)
	Receipt	-	-
	Reimburshment	0.30	10.00
	Professional fee	-	20.00
	Closing Balance Payable(Receivable)	0.08	(0.00)



Notes To Financial Statements

For The Year Ended 31st March, 2025

Name of related party	Nature of Transaction	Standalone figures for the year ended 31 st March, 2025	Standalone figures for the year ended 31 st March, 2024
Dr Amar Singh	Opening Balance Payable(Receivable)	17.59	11.52
	Dividend for the Year	34.80	21.20
	Professional fee	-	-
	Receipt	20.00	-
	Bonus for the Year	-	14.00
	Salary	180.00	310.00
	Payment	234.80	(339.88)
	Reimbursement	-	0.75
	Closing Balance Payable(Receivable)	487.18	17.59
Anita Singh	Opening Balance Payable(Receivable)	(0.00)	(0.00)
	Salary	-	35.26
	Reimbursement	-	-
	Receipt	-	-
	Commission	-	-
	Gratuity	-	-
	Payment	-	(35.26)
Closing Balance Payable(Receivable)	(0.00)	(0.00)	
Anant Singh	Opening Balance Payable(Receivable)	(0.00)	(0.00)
	Salary	-	-
	Dividend for the Year	1.58	1.05
	Advance	-	-
	Payment	(1.58)	(1.05)
	Closing Balance Payable(Receivable)	(0.00)	(0.00)
Rishi Bhushan Kalia	Opening Balance Payable(Receivable)	0.55	-
	Professional fee	32.04	43.85
	Reimbursement	9.02	3.66
	Dividend for the Year	2.33	-
	Payment	(46.04)	(46.97)
	Closing Balance Payable(Receivable)	(2.11)	0.55

Notes To Financial Statements

For The Year Ended 31st March, 2025

Name of related party	Nature of Transaction	Standalone figures for the year ended 31 st March, 2025	Standalone figures for the year ended 31 st March, 2024
Hari Shanker Dixit	Opening Balance Payable(Receivable)	-	-
	Reimbursement	0.16	-
	Dividend for the Year	6.00	4.00
	Payment	(6.16)	(4.00)
	Closing Balance Payable(Receivable)	-	-
Asmita Singh	Opening Balance Payable(Receivable)	3.97	3.33
	Dividend for the Year	2.43	1.62
	Deposit	-	-
	Reimbursement	4.24	(0.23)
	Advance	-	-
	Bonus for the Year	-	50.00
Vinay Lamba	Salary	84.00	72.03
	Payment	(63.29)	(122.78)
	Closing Balance Payable(Receivable)	31.35	3.97
	Opening Balance Payable(Receivable)	6.36	1.32
	Payment	(51.39)	(107.42)
	Advance	-	-
Vijay Singh	Reimbursement	(0.64)	-
	Dividend for the Year	23.77	15.85
	Bonus for the Year	-	10.00
	Salary	21.90	86.60
	Closing Balance Payable(Receivable)	0.00	6.36
	Opening Balance Payable(Receivable)	2.80	20.03
Vijay Singh	Dividend for the Year	13.49	8.99
	Reimbursement	13.81	-
	Advance	-	1.70
	Gratuity	-	-
	Payment	(76.68)	(31.67)
	Salary	45.00	3.75
	Closing Balance Payable(Receivable)	(1.57)	2.80



Notes To Financial Statements

For The Year Ended 31st March, 2025

Name of related party	Nature of Transaction	Standalone figures for the year ended 31 st March, 2025	Standalone figures for the year ended 31 st March, 2024
Sandeep Kumar saraswat	Opening Balance Payable(Receivable)	-	-
	Dividend for the Year	4.62	3.08
	Payment	(4.62)	(3.08)
	Closing Balance Payable(Receivable)	-	-
Virendra Singh Chaudhry	Opening Balance Payable(Receivable)	0.00	8.08
	Dividend for the Year	-	2.47
	Salary	-	-
	Professional fee	-	-
	Gratuity	-	-
	Payment	-	(10.54)
	Closing Balance Payable(Receivable)	0.00	0.00
Rajeev Nain	Opening Balance Payable(Receivable)	2.22	0.66
	Dividend for the Year	1.91	0.24
	Reimburshment	6.03	(44.26)
	Gratuity	-	-
	Professional fee	-	-
	Payment	(55.79)	(3.78)
	Salary	48.54	49.34
	Closing Balance Payable(Receivable)	2.90	2.22
Ajai Singh	Opening Balance Payable(Receivable)	-	-
	Dividend for the Year	1.50	1.00
	Reimburshment	0.16	-
	Payment	(1.66)	(1.00)
	Closing Balance Payable(Receivable)	-	-
Nisha Lamba	Opening Balance Payable(Receivable)	-	(0.88)
	Dividend for the Year	3.35	2.23
	Salary	-	-
	Receipt	-	0.88
	Payment	(3.35)	(2.23)
	Closing Balance Payable(Receivable)	-	-

Notes To Financial Statements

For The Year Ended 31st March, 2025

Name of related party	Nature of Transaction	Standalone figures for the year ended 31 st March, 2025	Standalone figures for the year ended 31 st March, 2024
Pragya Singh	Opening Balance Payable(Receivable)	-	-
	Salary	-	14.19
	Payment	-	(14.19)
	Closing Balance Payable(Receivable)	-	-
Shaivalini Singh	Opening Balance Payable(Receivable)	-	-
	Dividend for the Year	0.35	0.23
	Payment	(0.35)	(0.23)
	Closing Balance Payable(Receivable)	-	-
Vikas Lamba	Opening Balance Payable(Receivable)	0.00	78.10
	Dividend for the Year	7.50	5.00
	Payment	(13.99)	(88.31)
	Advance	-	-
	Salary	-	-
	Gratuity	-	-
	Reimbursement	6.06	3.98
	Receipt	-	1.23
Closing Balance Payable(Receivable)	(0.43)	0.00	
Vishal Lamba	Opening Balance Payable(Receivable)	(0.00)	11.25
	Dividend for the Year	2.32	1.54
	Advance	-	-
	Loan	-	-
	Salary	-	-
	Gratuity	-	11.25
	Payment	(19.91)	(25.04)
	Reimbursement	14.72	1.00
	Closing Balance Payable(Receivable)	(2.88)	(0.00)
Anshu Lamba	Opening Balance Payable(Receivable)	-	-
	Dividend for the Year	3.00	2.00
	Salary	-	11.66
	Reimbursement	-	(0.00)
	Payment	(3.00)	(13.66)



Notes To Financial Statements

For The Year Ended 31st March, 2025

Name of related party	Nature of Transaction	Standalone figures for the year ended 31 st March, 2025	Standalone figures for the year ended 31 st March, 2024
	Closing Balance Payable(Receivable)	-	-
Deepa Lamba	Opening Balance Payable(Receivable)	-	-
	Dividend for the Year	1.38	0.92
	Payment	(1.38)	(0.92)
	Closing Balance Payable(Receivable)	-	-
Mohammad Mohsin Rizvi	Opening Balance Payable(Receivable)	-	-
	Salary	-	27.76
	Reimbursement	-	0.40
	Payment	-	(28.16)
	Closing Balance Payable(Receivable)	-	-
Chandan Hospital Limited	Opening Balance Payable(Receivable)	849.58	197.86
	Opening Balance Investment in equity share capital	-	(286.17)
	Receipt	1,849.80	2,757.18
	Dividend Income	-	(42.93)
	Sales	(1,032.94)	(311.69)
	Share sales	-	286.17
	Share purchase	-	-
	Payment	(1,840.07)	(1,750.84)
	Closing Balance Investment in equity share capital	-	-
	Closing Balance Payable(Receivable)	(173.64)	849.58
	Chandan Institute of Medical Sciences Limited	Opening Balance Payable(Receivable)	26.27
Opening Balance Investment in equity share capital		(245.97)	(222.97)
Share sales		445.93	-
Share Purchase		(199.97)	(23.00)
Receipt		6.65	-
Payment		(32.93)	(132.56)
Closing Balance Investment in equity share capital		-	(245.97)
Closing Balance Payable(Receivable)	0.00	26.27	

Notes To Financial Statements

For The Year Ended 31st March, 2025

Name of related party	Nature of Transaction	Standalone figures for the year ended 31 st March, 2025	Standalone figures for the year ended 31 st March, 2024
Chandan Pharmacy Limited	Opening Balance Payable(Receivable)	2.92	565.96
	Opening Balance Investment in equity share capital	(474.00)	(474.00)
	Sales	(57.46)	(16.09)
	Purchase	21.68	20.23
	Receipt	54.38	-
	Dividend Income	-	(23.35)
	Share sales	-	-
	Payment	(25.30)	(543.83)
	Closing Balance Investment in equity share capital	(474.00)	(474.00)
	Closing Balance Payable(Receivable)	(3.78)	2.92
	Chandan Singh Foundation	Opening Balance Payable(Receivable)	-
Opening Balance Investment in equity share capital		-	-
Share sales		445.93	-
Share Purchase		(150.00)	-
CSR		12.48	6.06
Payment		(12.48)	(6.06)
Closing Balance Investment in equity share capital		295.93	-
Closing Balance Payable(Receivable)		-	-
Chandan Diagnostic Limited	Opening Balance Payable(Receivable)	-	45.98
	Opening Balance Investment in equity share capital	(65.85)	(65.85)
	Share sales	-	-
	Sales	0.32	-
	Receipt	-	29.00
	Payment	(0.32)	(74.98)
	Closing Balance Investment in equity share capital	(65.85)	(65.85)
Closing Balance Payable(Receivable)	-	-	



Notes To Financial Statements

For The Year Ended 31st March, 2025

Name of related party	Nature of Transaction	Standalone figures for the year ended 31 st March, 2025	Standalone figures for the year ended 31 st March, 2024
Indra Diagnostic Centre & Blood Bank Limited	Opening Balance Payable(Receivable)	4.57	348.70
	Opening Balance Investment in equity share capital	(491.69)	(491.69)
	Sales	(340.28)	-
	Share sales	-	-
	Receipt	680.00	162.37
	Payment	-	(506.50)
	Closing Balance Investment in equity share capital	(491.69)	(491.69)
	Closing Balance Payable(Receivable)	344.30	4.57
Cendana Pharmaceuticals	Opening Balance Payable(Receivable)	4.57	-
	Receipt	178.60	44.68
	Payment	(165.38)	(44.68)
	Cheque Issued But Not Cleared	(1.18)	0
	Purchase	297.61	4.57
	Sales	(81.36)	-
	Closing Balance Payable(Receivable)	232.86	4.57
	Chandan Super Speciality Hospital Limited	Opening Balance Payable(Receivable)	-
Receipt		97.69	-
Payment		(1.78)	-
Sales		(103.82)	-
Closing Balance Payable(Receivable)		(7.91)	-
Amaranita Holdings (I) Private Limited	Opening Balance Payable(Receivable)	0.20	-
	Opening Balance Investment in equity share capital	584.30	584.30
	Share sales	(584.30)	-
	Professional Fee	-	21.00
	Comission	-	-
	Dividend	87.65	58.43
	Receipt	5.58	25.2
	Payment	(93.43)	(104.43)
	Closing Balance Investment in equity share capital	584.30	584.30
	Closing Balance Payable(Receivable)	-	0.20

Notes To Financial Statements

For The Year Ended 31st March, 2025

Note No. :- 33 : Analytical ratios

Particulars	Figures for the year ended 31st March, 2025		Figures for the year ended 31st March, 2024		% Variance	Reason for more then 25% variance
Current Ratio						
Total current assets	7,310.67	2.52	3,489.26	0.97	159.63%	As a result of the substantial increase in current assets for the year.
Total current liabilities	2,898.48		3,591.77			
Debt-to- Equity Ratio						
Total liabilities	3,320.38	0.28	2,907.84	0.72	-61.53%	Because of IPO shareholders equity increases substantially
Total shareholder's equity	12,071.62		4,066.68			
Debt service coverage ratio						
EBIT	3,134.33	2.20	2,307.43	1.21	81.43%	As a result of the substantial increase in profitability for the current year.
Current debt obligation	1,423.70		1,901.56			
Return on Equity (%)						
PAT	2,077.80	25.75%	1,601.65	47.59%	-45.89%	Because of IPO shareholders equity increases substantially
Average shareholder's equity	8,069.15		3,365.85			
Inventory turnover ratio (in days)						
365* Average inventory	4,34,427	33.63	1,25,538	12.57	167.58%	As a result of change in accounting policy, refer # in note no 18
Sales	12,916		9,987			
Trade receivables turnover ratio (in days)						
365* Average account receivables	9,70,285	153.11	7,33,104	121.21	26.31%	The growth in debtors does not keep pace with the increase in credit sales.
Net credit sales	6,337		6,048			
Trade payables turnover ratio (in days)						
365* Average trade payable	3,00,399	46.65	4,05,336	62.12	-24.90%	Trade Payble Decreases
Net credit purchase	6,439		6,526			
Net profit ratio (%)						
PAT	2,077.80	16.09%	1,601.64	16.04%	0.31%	NA
Sales	12,916.42		9,987.49			



Notes To Financial Statements

For The Year Ended 31st March, 2025

Particulars	Figures for the year ended 31 st March, 2025		Figures for the year ended 31 st March, 2024		% Variance	Reason for more than 25% variance
Return on Capital Employed (%)						Because of IPO shareholders equity increases substantially
EBIT	3,134.33	28.03%	2,285	40.46%	-30.72%	
Average (Shareholder's equity + Current & Non current borrowings)	11,183.26		5,648.46			

Note No. :- 34 : Contingent liabilities and commitments

(Amount in Rs 'Lakhs')

Particulars	Figures for the year ended 31 st March, 2025		Figures for the year ended 31 st March, 2024	
	No of cases	Amount	No of cases	Amount
	Claims against the company not acknowledged as debts			
1) District consumer disputes redressal forum	13.00	62.49	11.00	64.98
2) State consumer disputes redressal commission	1.00	-	2.00	1.98
3) Labour court	3.00	5.45	6.00	28.52
4) District and session court	20.00	61.55	6.00	10.80
Direct tax matters	1.00	137.75	1.00	137.75
Guarantees				
Guarantee provided to the HDFC Bank of India in relation to borrowings undertaken by Chandan Hospital Limited.	10.00	1,223.67	10.00	1,223.67
Guarantee provided to the HDFC Bank of India in relation to borrowings undertaken by Chandan Pharmacy Limited.	1.00	227.76	1.00	227.76
Total...	49.00	1,718.67	37.00	1,695.46

Note No. :- 35 : Segment reporting

Primary segments - Business Segments

The company primarily operates state-of-the-art laboratories providing comprehensive pathological investigations and radiology services. Other activities conducted by the company are ancillary to its main business and do not significantly impact the financial statements. Consequently, in accordance with Accounting Standard 17 on Segment Reporting, the company has identified a single reportable business segment: "Diagnostics Services." As a result, segment information has not been disclosed.

Secondary segments - Geographical Segments

The company operates primarily in India and there is no other significant geographical segment.

Notes To Financial Statements

For The Year Ended 31st March, 2025

Note No. :- 36 : CSR expenditure

(Amount in Rs 'Lakhs')

Particulars	Figures for the year ended 31 st March, 2025		Figures for the year ended 31 st March, 2024	
Gross amount required to be spent by the company during the year.		12.46		4.86
Gross amount spent by the company during the year.		12.48		6.06
Shortfall/(Excess)		(0.02)		(1.20)

a. Disclosure on nature of CSR activities undertaken by the companies

Particulars	Figures for the year ended 31 st March, 2025					Figures for the year ended 31 st March, 2024				
	Paid in cash	Paid via bank	Paid in kind	Payable	Total	Paid in cash	Paid via bank	Paid in kind	Payable	Total
	Promoting education	-	12.48	-	-	12.48	-	6.06	-	-

Note No. :- 37 : Other statutory information

In the opinion of the board of directors, the current assets, loans and advances have a value on realization in the ordinary course of business at least equal to the amount at which they are stated in the balance sheet.

Balances with trade receivables / trade payables and loans & advances are subject to confirmation.

Previous year's figures have been regrouped /rearranged wherever necessary to make them comparable with current year's figures.

The company does not have any benami property, where any proceeding has been initiated or pending against the company for holding any benami property.

The company does not have any transactions with companies struck off under section 248 of the Companies Act, 2013 or section 560 of Companies Act, 1956 during the financial year.

The company has not traded or invested in Crypto Currency or Virtual Currency during the financial year.

The company does not have any charges or satisfaction which is yet to be registered with Registrar of Companies (ROC) beyond the statutory period.

The company has not advanced or loaned or invested funds to any other person(s) or entity(ies), including foreign entities (Intermediaries) with the understanding that the Intermediary shall: (a) directly or indirectly lend or invest in other persons or entities identified in any manner whatsoever by or on behalf of the Company (Ultimate Beneficiaries) or (b) provide any guarantee, security or the like to or on behalf of the ultimate beneficiaries.

The company has not received any fund from any person(s) or entity(ies), including foreign entities (funding party) with the understanding (whether recorded in writing or otherwise) that the company shall: (a) directly or indirectly lend or invest in other persons or entities identified in any manner whatsoever by or on behalf of the funding party (ultimate beneficiaries) or (b) provide any guarantee, security or the like on behalf of the ultimate beneficiaries.

The company does not have any transaction to report that is not recorded in the books of accounts and that has been surrendered or disclosed as income during the year in the tax assessments under the Income Tax Act, 1961.



Notes To Financial Statements

For The Year Ended 31st March, 2025

The company has not been declared as wilful defaulter by any bank or financial institution or other lender.

The company does not have any immovable property (other than properties where the company is the lessee and the lease agreements are duly executed in favour of the lessee) whose title deeds are not held in the name of the company.

The company confirms that the quarterly returns or statements of current assets, filed with banks or financial institutions in relation to borrowings secured by current assets, are in agreement with the books of accounts.

Consolidated Independent Auditors Report

TO THE MEMBERS OF
CHANDAN HEALTHCARE LIMITED

Report on the Audit of Consolidated Financial Statements as at 31st March, 2025.

We have audited the Consolidated financial statements of CHANDAN HEALTHCARE LIMITED, which comprise the balance sheet as at 31st March 2025, and the statement of Profit and Loss, and statement of cash flows for the year then ended, and notes to the financial statements, including a summary of significant accounting policies and other explanatory information. Which we have signed under reference to this report.

In our opinion and to the best of our information and according to the explanations given to us, the a fore said Consolidated financial statements give the information required by the Companies Act, 2013 in the manner so required and give a true and fair view in conformity with the Accounting Standards prescribed under section 133 of the Act read with Companies (Accounting Standards) Rules, 2021 ("AS") and other accounting principles generally accepted in India, of the state of affairs of the Company as at March 31st 2025, the Profit for the year ended on that date.

Basis for Opinion

We conducted our audit of Consolidated financial statements in accordance with the Standards on Auditing (SAs) specified under section 143(10) of the Companies Act, 2013. Our responsibilities under those Standards are further described in the Auditor's Responsibilities for the Audit of the Consolidated Financial Statements section of our report. We are independent of the Company in accordance with the Code of Ethics issued by the Institute of Chartered Accountants of India together with the ethical requirements that are relevant to our audit of the financial statements under the provisions of the Companies Act, 2013 and the Rules made there under, and we have fulfilled our other ethical responsibilities in accordance with these requirements and the ICAI's Code of Ethics. We believe that the audit evidence we have obtained is sufficient and appropriate to provide a basis for our audit opinion on consolidated financial Statements.

Responsibilities of Management and Those Charged with Governance for the Financial Statements

The Company's Board of Directors is responsible for the matters stated in section 134(5) of the Companies Act, 2013 with respect to the preparation of these Consolidated

financial statements that give a true and fair view of the financial position, financial performance, and cash flows of the Company in accordance with the accounting principles generally accepted in India, including the accounting Standards specified under section 133 of the Act. This responsibility also includes maintenance of adequate accounting records in accordance with the provisions of the Act for safeguarding of the assets of the Company and for preventing and detecting frauds and other irregularities, selection and application of appropriate accounting policies; making judgments and estimates that are reasonable and prudent; and design, implementation and maintenance of adequate internal financial controls, that were operating effectively for ensuring the accuracy and completeness of the accounting records, relevant to the preparation and presentation of the Consolidated financial statements that give a true and fair view and are free from material misstatement, whether due to fraud or error.

In preparing the Consolidated financial statements, the Board of Directors is responsible for assessing the Company's ability to continue as a going concern, disclosing, as applicable, matters related to going concern and using the going concern basis of accounting unless the Board of Directors either intends to liquidate the Company or to cease operations, or has no realistic alternative but to do so.

The Board of Directors are also responsible for overseeing the company's financial reporting process.

Auditor's Responsibilities for the Audit of the Consolidated Financial Statements

Our objectives are to obtain reasonable assurance about whether the consolidated financial statements as a whole are free from material misstatement, whether due to fraud or error, and to issue an auditor's report that includes our opinion. Reasonable assurance is a high level of assurance but is not a guarantee that an audit conducted in accordance with SAs will always detect a material misstatement when it exists. Misstatements can arise from fraud or error and are considered material if, individually or in aggregate, they could reasonably be expected to influence the economic decisions of users taken on the basis of these Consolidated financial statements.

As part of an audit in accordance with SAs, we exercise professional judgment and maintain professional skepticism throughout the audit. We also:



Independent Auditor's Report

- Identify and assess the risks of material misstatement of the financial statements, whether due to fraud or error, design and perform audit procedures responsive to those risks, and obtain audit evidence that is sufficient and appropriate to provide a basis for our opinion. The risk of not detecting a material misstatement resulting from fraud is higher than for one resulting from error, as fraud may involve collusion, forgery, intentional omissions, misrepresentations, or the override of internal control.
- Obtain an understanding of Internal Control relevant to Audit in order to design Audit procedures that are appropriate in the circumstances but not for the purpose of expressing an opinion on the effectiveness of the Company's internal control system.
- Evaluate the appropriateness of accounting policies used and the reasonableness of accounting estimates and related disclosures made by management.
- Conclude on the appropriateness of management's use of the going concern basis of accounting and, based on the audit evidence obtained, whether a material uncertainty exists related to events or conditions that may cast significant doubt on the Company's ability to continue as a going concern. If we conclude that a material uncertainty exists, we are required to draw attention in our auditor's report to the related disclosures in the financial statements or, if such disclosures are inadequate, to modify our opinion. Our conclusions are based on the audit evidence obtained up to the date of our auditor's report. However, future events or conditions may cause the Company to cease to continue as a going concern.
- Evaluate the overall presentation, structure, and content of the consolidated financial statements, including the disclosures, and whether the consolidated financial statements represent the underlying transactions and events in a manner that achieves fair presentation.

Materiality is the magnitude of misstatements in the consolidated financial statements that, individually or in aggregate, makes it probable that the economic decision of the reasonably knowledgeable user of the financial statements may be influenced. We consider quantitative materiality and qualitative factors in (i) Planning the Scope of our audit work and in evaluating the result of our work; and (ii) to evaluate the effect of any identified misstatements in the consolidated financial Statements.

We communicate with those charged with governance regarding, among other matters, the planned scope and timing of the audit and significant audit findings, including any significant deficiencies in internal control that we identify during our audit.

We also provide those charged with governance with a statement that we have complied with relevant ethical requirements regarding independence, and to communicate with them all relationships and other matters that may reasonably be thought to bear on our independence, and where applicable, related safeguards.

Report on Other Legal and Regulatory Requirements

- As required by the Companies (Auditor's Report) Order, 2020, issued by the Central Government of India in terms of sub-section (11) of section 143 of the Companies Act, 2013, we give in the "Annexure A" a statement on the matters specified in paragraphs 3 and 4 of the Order, to the extent applicable.
- As required by Section 143(3) of the Act, we report that:
 - We have sought and obtained all the information and explanations which to the best of our knowledge and belief were necessary for the purposes of our audit.
 - In our opinion, proper books of account as required by law have been kept by the Company so far as it appears from our examination of those books.
 - The Balance Sheet, the Statement of Profit and Loss, and the Cash Flow Statement dealt with by this Report are in agreement with the books of account.
 - In our opinion, the aforesaid Consolidated financial statements comply with the Accounting Standards specified under Section 133 of the Act, read with Rule 7 of the Companies (Accounting Standards) Rules, 2021.
 - On the basis of the written representations received from the directors as on 31st March 2025, taken on record by the Board of Directors, none of the directors is disqualified as on 31st March 2025, from being appointed as a director in terms of Section 164(2) of the Act.
 - In our opinion, the provision of section 143(3)(i) with regard to the opinion on internal financial controls

Independent Auditor's Report

with reference to financial statements and the operating effectiveness of such controls is applicable to the company.

- With respect to the other matters to be included in the Auditor's Report in accordance with Rule 11 of the Companies (Audit and Auditors) Rules, 2014, in our opinion and to the best of our information and according to the explanations given to us:
 - The Company does not have any pending litigations in financial statements, which would impact on its financial position.
 - The Company does not have any long-term contracts, including derivative contracts for which there were any material foreseeable losses.
 - There were no amounts which were required to be transferred to the Investor Education and Protection Fund by the Company.
 - (i) The management has represented that, to the best of its knowledge and belief, other than as disclosed in the notes to the accounts, no funds have been advanced or loaned or invested (either from borrowed funds or share premium or any other sources or kind of funds) by the company to or in any other person(s) or entity (ies), including foreign entities ("Intermediaries"), with the understanding, whether recorded in writing or otherwise, that the Intermediary shall, whether, directly or indirectly lend or invest in other persons or entities identified in any manner whatsoever by or on behalf of the company ("Ultimate Beneficiaries") or provide any guarantee, security or the like on behalf of the Ultimate Beneficiaries;
 - (ii) The management has represented, that, to the best of its knowledge and belief, other than as disclosed in the notes to the accounts, no funds have been received by the company from any person(s) or entity (ies), including foreign entities ("Funding Parties"), with the understanding, whether recorded in writing or otherwise, that the company shall, whether, directly or indirectly, lend or invest in other persons or entities identified in any manner whatsoever by or on behalf of the Funding Party ("Ultimate Beneficiaries") or provide any guarantee, security or the like on behalf of the Ultimate Beneficiaries; and
 - (iii) Based on audit procedures which we considered reasonable and appropriate in the circumstances,

nothing has come to our notice that has caused us to believe that the representations under sub-clause (i) and (ii) contain any material misstatement.

- The company has not declared or paid any dividend during the year.
- In our opinion and to the best of our information and according to the explanations given to us, the remuneration paid by the Company to its directors during the year is in accordance with the provisions of section 197 of the Act.

For MSNT & ASSOCIATES LLP
Chartered Accountants
Firm Registration No. 018542C/C400322

Navodit Tyagi
Partner
Membership No. - 533375
UDIN No: 25533375BMOKNL8635
Place: Noida
Date: 27/05/2025



Annexure A to the Independent Auditors' Report

To the Independent Auditors' Report on the Consolidated Financial Statement of CHANDAN HEALTHCARE LIMITED

In terms of the information and explanations sought by us and given by the company and the books of account and records examined by us in the normal course of audit and to the best of our knowledge and belief, we state that:

(xxi) In Respect of Qualification or Adverse remarks of Auditors on Group Companies:

There are no qualifications or adverse remarks by the respective auditors in the Companies (Auditors Report) Order (CARO) reports of the companies included in the consolidated financial statements. Accordingly, the requirement to report on clause 3(xxi) of the Order is not applicable to the Holding Company.

For MSNT & ASSOCIATES LLP
Chartered Accountants
Firm Registration No.018542C/C400322

Navodit Tyagi
Partner
Membership No.-533375
UDIN No:25533375BMOKNL8635
Place: Noida
Date: 27/05/2025

Annexure A to the Independent Auditors' Report

Report on the Internal Financial Controls under Clause (i) of sub-section 3 of Section 143 of the Companies Act, 2013 ('the Act')

We have audited the internal financial controls over financial reporting of CHANDAN HEALTHCARE LIMITED as of 31st March 2025 in conjunction with our audit of the consolidated financial statements of the Company for the year ended on that date.

Management's Responsibility for Internal Financial Controls

The Company's management is responsible for establishing and maintaining internal financial controls based on the internal control over financial reporting criteria established by the Company considering the essential components of internal control stated in the Guidance Note on Audit of Internal Financial Controls over Financial Reporting issued by the Institute of Chartered Accountants of India ('ICAI'). These responsibilities include the design, implementation and maintenance of adequate internal financial controls that were operating effectively for ensuring the orderly and efficient conduct of its business, including adherence to company's policies, the safeguarding of its assets, the prevention and detection of frauds and errors, the accuracy and completeness of the accounting records, and the timely preparation of reliable financial information, as required under the Companies Act, 2013.

Auditors' Responsibility

Our responsibility is to express an opinion on the Company's internal financial controls over financial reporting based on our audit. We conducted our audit in accordance with the Guidance Note on Audit of Internal Financial Controls over Financial Reporting (the 'Guidance Note') and the Standards on Auditing, issued by ICAI and deemed to be prescribed under Section 143(10) of the Companies Act, 2013, to the extent applicable to an audit of internal financial controls, both applicable to an audit of Internal Financial Controls and, both issued by the Institute of Chartered Accountants of India. Those Standards and the Guidance Note require that we comply with ethical requirements and plan and perform the audit to obtain reasonable assurance about whether adequate internal financial controls over financial reporting were established and maintained and if such controls operated effectively in all material respects.

Our audit involves performing procedures to obtain audit evidence about the adequacy of the internal financial

controls system over financial reporting and their operating effectiveness. Our audit of internal financial controls over financial reporting included obtaining an understanding of internal financial controls over financial reporting, assessing the risk that a material weakness exists, and testing and evaluating the design and operating effectiveness of internal control based on the assessed risk. The procedures selected depend on the auditors' judgment, including the assessment of the risks of material misstatement of the financial statements, whether due to fraud or error.

We believe that the audit evidence we have obtained is sufficient and appropriate to provide a basis for our audit opinion on the Company's internal financial controls system over financial reporting.

Meaning of Internal Financial Controls over Financial Reporting

A company's internal financial control over financial reporting is a process designed to provide reasonable assurance regarding the reliability of financial reporting and the preparation of financial statements for external purposes in accordance with generally accepted accounting principles. A company's internal financial control over financial reporting includes those policies and procedures that:

- (1) Pertain to the maintenance of records that, in reasonable detail, accurately and fairly reflect the transactions and dispositions of the assets of the Company;
- (2) Provide reasonable assurance that transactions are recorded as necessary to permit preparation of financial statements in accordance with generally accepted accounting principles, and that receipts and expenditures of the Company are being made only in accordance with authorizations of the Management and directors of the Company; and
- (3) Provide reasonable assurance regarding prevention or timely detection of unauthorized acquisition, use, or disposition of the Company's assets that could have a material effect on the financial statements.

Inherent Limitations of Internal Financial Controls over Financial Reporting

Because of the inherent limitations of internal financial controls over financial reporting, including the possibility of collusion or improper management override of controls,



Annexure B to the Independent Auditor's Report

material misstatements due to error or fraud may occur and not be detected. Also, projections of any evaluation of the internal financial controls over financial reporting to future periods are subject to the risk that the internal financial control over financial reporting may become inadequate because of changes in conditions, or that the degree of compliance with the policies or procedures may deteriorate.

Opinion

In our opinion, the Company has, in all material respects, an adequate internal financial controls system over financial reporting and such internal financial controls over financial reporting were operating effectively as at 31 March 2025, based on the internal control over financial reporting criteria established by the Company considering the essential components of internal control stated in the Guidance Note on Audit of Internal Financial Controls Over Financial Reporting issued by the Institute of Chartered Accountants of India.

For MSNT & ASSOCIATES LLP
Chartered Accountants
Firm Registration No.018542C/C400322

Navodit Tyagi
Partner
Membership No.-533375
UDIN No:25533375BMOKNL8635
Place: Noida
Date: 27/05/2025

Consolidated Statement of Assets & Liabilities

as at 31st March, 2025

(Amount in Rs 'Lakhs')

Particulars	Note No.	Consolidated Figures for the year ended 31 st March, 2025	Consolidated Figures for the year ended 31 st March, 2024
I. EQUITY AND LIABILITIES			
(1) Shareholder's funds			
(a) Share capital	3	2,445.21	2,000.00
(b) Reserves and surplus	4	9,815.13	2,116.11
(c) Money received against share warrants	-	-	-
(2) Share application money pending allotment	-	-	-
(3) Minority interest	5	380.45	246.02
(4) Non-current liabilities			
(a) Long-term borrowings	6	2,214.46	1,217.56
(b) Deferred tax liabilities (net)	7	172.29	139.35
(c) Other long-term liabilities	8	2.45	0.45
(d) Long term provisions	9	343.69	305.75
(5) Current liabilities			
(a) Short-term borrowings	10	2,601.92	2,373.55
(b) Trade payables	11		
(i) Total outstanding dues of micro & small enterprises.		1,008.76	701.77
(ii) Total outstanding dues of creditors other than micro & small enterprises.		1,569.52	1,249.19
(c) Other current liabilities	12	438.78	1,422.77
(d) Short term provisions	13	69.04	34.68
TOTAL		21,061.70	11,807.20
II. ASSETS			
(1) Non-current assets			
(a) Property, plant & equipments & intangible assets	14		
(i) Property, plant & equipments		7,191.99	4,406.11
(ii) Intangible assets		443.28	443.28
(iii) Capital work in progress		410.12	-
(iv) Intangible assets under development		-	-
(b) Non-current investments	15	114.75	337.72
(c) Deferred tax assets (net)	-	-	-
(d) Long-term loans and advances	16	54.08	119.55
(e) Other non-current assets	17	1,816.52	367.47
(2) Current assets			
(a) Current investments	-	-	-
(b) Inventories	18	3,137.07	1,824.37
(c) Trade receivables	19	4,669.74	2,860.93
(d) Cash and bank balances	20	620.71	389.99
(e) Short-term loans and advances	21	960.03	821.54
(f) Other current assets	22	1,643.41	236.24
TOTAL		21,061.70	11,807.20

As per our report of even date attached
For M/s Msnt & Associates LLP
Chartered accountants
Firm registration no. :- 018542C/C400322

Navodit Tyagi
Partner
Membership no. :- 533375
UDIN no. :- 25533375BMOKNM2014
Place :- Noida
Date :- 27th May 2025

For & on behalf of the board of directors
Chandan Healthcare Limited

Amar Singh
Managing director
Din. :- 01096328
Place :- Lucknow
Date :- 27th May 2025

Rajeev Nain
CFO & Company secretary
Place :- 27th May 2025
Date :- Lucknow

Asmita Singh
Managing director
Din. :- 01098055
Place :- Lucknow
Date :- 27th May 2025



Consolidated Statement of Cash flow

for the year ended 31st March, 2025

Particulars	(Amount in Rs 'Lakhs')	
	Consolidated Figures for the year ended 31 st March, 2025	Consolidated Figures for the year ended 31 st March, 2024
A. Cash flow arising from operating activities		
Profit / (Loss) before tax	3,206.47	2,146.07
Adjustments related to non-cash & non operating transactions:		
Non cash transactions		
Depreciation & amortisation of fixed assets	674.48	340.40
Bad Debts & Balances written off/written back	(124.78)	3.52
Re-measurement (gains) / loss on defined benefit plans	84.27	89.77
Provision for doubtful debts-CFS	15.35	5.24
Provision for obsolete inventories-CFS	26.72	6.26
Non operating transactions		
Interest on borrowing	441.79	260.72
Interest income	(72.98)	(24.50)
Dividend income	-	(75.98)
Operating profit/(loss) before working capital changes	4,251.32	2,751.48
Adjustment for change in working capital:		
(Increase) / Decrease in inventories	(1,339.42)	(843.51)
(Increase) / Decrease in trade receivables	(1,699.38)	(295.98)
(Increase) / Decrease in other current assets	(2,929.24)	(571.10)
(Decrease) / Increase in trade payables	543.05	(1,350.13)
(Decrease) / Increase in other current liabilities	(876.75)	911.49
Net cash (used in) / generated from operating activities	(2,050.42)	602.25
Income taxes refund / (paid), net	(854.92)	(490.54)
Net cash flow from operating activities (A)	(2,905.34)	111.71
B. Cash flow arising from investing activities		
Sale/(Purchase) of tangible and intangible assets	(3,870.48)	(1,954.19)
Sale/(Purchase) of non current & current investments	222.97	370.97
Interest income	72.98	24.50
Dividend income	-	75.98
Net cash flow from investing activities (B)	(3,574.53)	(1,482.73)
C. Cash Flow Arising From Financing Activities		
Proceeds from issuance of share capital	6,227.11	-
Proceeds from/(Payment of) long term & short term borrowings	1,225.27	2,065.77
Finance cost paid (including processing fees)	(441.79)	(260.72)
Dividend paid	(300.00)	(248.45)
Net cash flow from financing activities (C)	6,710.59	1,556.60
Net increase/decrease in cash or cash equivalents (A+B+C)	230.72	185.58
Cash and cash equivalents at the beginning of the period	389.99	204.41
Cash and cash equivalents at the end of the period	620.71	389.99

As per our report of even date attached
For M/s Msnt & Associates LLP
Chartered accountants
Firm registration no. :- 018542C/C400322

Navodit Tyagi
Partner
Membership no. :- 533375
UDIN no. :- 25533375BMOKNM2014
Place :- Noida
Date :- 27th May 2025

For & on behalf of the board of directors
Chandan Healthcare Limited

Amar Singh
Managing director
Din. :- 01096328
Place :- Lucknow
Date :- 27th May 2025

Asmita Singh
Managing director
Din. :- 01098055
Place :- Lucknow
Date :- 27th May 2025

Rajeev Nain
CFO & Company secretary
Place :- 27th May 2025
Date :- Lucknow

Consolidated Statement of Profit and loss

as at 31st March, 2025

Particulars	Note No.	(Amount in Rs 'Lakhs')	
		Consolidated Figures for the year ended 31 st March, 2025	Consolidated Figures for the year ended 31 st March, 2024
I. Revenue from operations	23	23,012.08	17,659.01
II. Other income	24	205.14	122.18
III. Total revenue (I+II)		23,217.22	17,781.19
IV. Expenses:			
Cost of material consumed	25	1,545.88	1,107.69
Purchase of stock-in-trade	26	9,498.14	7,241.77
Change in inventories of finished goods, work-in-progress and stock-in-trade.	27	(282.32)	(264.47)
Employee benefits expense.	28	3,886.11	3,542.40
Finance Costs	29	457.53	275.23
Depreciation and amortisation expense	14	674.48	340.40
Other expenses	30	4,230.93	3,392.10
Total expenses (IV)		20,010.75	15,635.12
V. Profit/(loss) before exceptional & extraordinary items and tax (III-IV)		3,206.47	2,146.07
VI. Exceptional items		-	-
VII. Profit/(loss) before extraordinary items and tax (V-VI)		3,206.47	2,146.07
VIII. Extraordinary items		-	-
IX. Profit (loss) before tax (VII- VIII)		3,206.47	2,146.07
X. Tax expense of continuing operation:-			
Current tax		830.58	510.56
Deferred tax		24.34	(0.07)
Tax expense (X)		854.92	510.49
XI. Profit (loss) for the period from continuing operations (after tax) (IX-X)		2,351.55	1,635.58
XII. Profit/(loss) from discontinuing operations		-	-
XIII. Tax expense of discontinuing operations		-	-
XIV. Profit/(loss) from discontinuing operations (after tax) (XII-XIII)		-	-
XV. Share of (profit) / loss transferred to minority interest		(134.43)	(7.85)
XVI. Profit/ (Loss) after tax attributable to owners of the company (XI+XIV+XV)		2,217.12	1,627.73
XVII. Earnings per equity share:			
(1) Basic	31	10.78	8.14
(2) Diluted		10.78	8.14

As per our report of even date attached
For M/s Msnt & Associates LLP
Chartered accountants
Firm registration no. :- 018542C/C400322

Navodit Tyagi
Partner
Membership no. :- 533375
UDIN no. :- 25533375BMOKNM2014
Place :- Noida
Date :- 27th May 2025

For & on behalf of the board of directors
Chandan Healthcare Limited

Amar Singh
Managing director
Din. :- 01096328
Place :- Lucknow
Date :- 27th May 2025

Asmita Singh
Managing director
Din. :- 01098055
Place :- Lucknow
Date :- 27th May 2025

Rajeev Nain
CFO & Company secretary
Place :- 27th May 2025
Date :- Lucknow



Notes To Consolidated Financial Statements

For The Year Ended 31st March, 2025

Note No. :- 1: Corporate information

Chandan Healthcare Limited, established on September 3, 2003, specializes in operating state-of-the-art laboratories that offer comprehensive pathological investigations. Our services encompass biochemistry, hematology, histopathology, microbiology, and immunology. Additionally, we provide an extensive array of radiology services, including CT scans, X-rays, and MRIs. Committed to accuracy and reliability, Chandan Healthcare supports healthcare professionals and patients by delivering essential diagnostic services.

Note No. :- 2 : Summary of Significant accounting policies

a) Basis of Preparation of Financial Statements

The financial statements have been prepared in accordance with the historical cost convention, accrual basis, and going concern assumption, as mandated by generally accepted accounting principles (GAAP) in India. GAAP encompasses the mandatory accounting standards specified under Section 133 of the Companies Act, 2013, in conjunction with Rule 7 of the Companies (Accounts) Rules, 2014, and the relevant provisions of the Act (to the extent notified).

Accounting policies have been applied consistently throughout, except where the initial adoption of a new accounting standard or a revision to an existing accounting standard necessitates a change in the previously applied accounting policy.

The financial statements are prepared in accordance with Schedule III of the Companies Act, 2013, which significantly influences their disclosure and presentation. Comparative figures for the previous year have been regrouped or reclassified, as necessary, to align with the current year's classification and disclosure requirements.

The standalone financial statements were approved by the Board of Directors and authorised for issue on May 27, 2025.

b) Use of Estimates

The preparation and presentation of financial statements necessitate the use of estimates and assumptions that impact the reported amounts of assets, liabilities, and contingent liabilities as of the financial statement date, as well as the reported

revenues and expenses for the reporting period. Any variances between actual results and estimates are recognized in the period in which they become known or materialize.

Accounting estimates are subject to periodic revisions, and actual results may differ from these estimates. Adjustments to estimates are made when management becomes aware of changes in the circumstances affecting the estimates. Such changes are reflected in the financial statements for the period in which they occur, and their impact is disclosed in the notes to the financial statements if deemed material.

c) Functional and presentation currency

These standalone financial statements are presented in Indian Rupees (Rs.), which is also the Company's functional currency. All amounts have been rounded to the nearest lakhs, unless otherwise indicated.

d) Current and non-current classification:

The Company classifies an asset as current when:

- it expects to realise the asset, or intends to sell or consume it, in its normal operating cycle;
- it expects to realise the asset within twelve months after the reporting period;
- it holds the asset primarily for the purpose of trading; or
- the asset is cash or cash equivalent unless the asset is restricted from being exchanged or used to settle a liability for at least twelve months after the reporting period. All other assets are classified as non current.

A liability is classified as a current when

- it is expected to be settled in the Company's normal operating cycle;
- the liability is due to be settled within twelve months from the reporting period;
- it is held primarily for the purposes of being trading;
- it does not hold an unconditional right to defer settlement of the liability for at least twelve months after the reporting period. Terms of a

Notes To Consolidated Financial Statements

For The Year Ended 31st March, 2025

liability that could, at the option of the counter party, result in its settlement by the issue of equity instruments do not affect its classification.

All other liabilities are classified as non-current.

The operating cycle is the time between the acquisition of assets for processing and realisation in cash or cash equivalents. The Company's normal operating cycle is twelve months.

e) Significant accounting policies

i.) Revenue recognition

Revenue from the sale of goods is recognized when ownership, along with all significant risks and rewards, has been transferred to the buyer, and when there is no significant uncertainty regarding the amount of consideration to be received from the sale.

Revenue from the sale of services is recognized using the completed service contract method, provided there is no significant uncertainty regarding the amount of consideration to be received for rendering the service.

Sales are accounted for net of amounts recovered towards gst and sales returns.

Sales returns are recorded upon the actual receipt of returned goods or the settlement of claims.

Revenue arising from the use by others of enterprise resources yielding interest and dividends should only be recognised when no significant uncertainty as to measurability or collectability exists. These revenues are recognised on the following bases:

Interest: On a time proportion basis taking into account the amount outstanding and the rate applicable.

Dividends: When the owner's right to receive payment is established.

Inventories comprise of diagnostic kits ,reagents,

ii.) Inventories

Inventories comprise of diagnostic kits ,reagents, laboratory chemicals and consumables,

these are measured at lower of cost and net realisable value. The cost of inventories is based on the weighted average cost formula and includes expenditure incurred in acquiring the inventories and other costs incurred in bringing them to their present location and condition. Net realisable value is the estimated selling price in the ordinary course of business, less estimated costs necessary to make the sale. The comparison of cost and net realisable value is made on an item-by-item basis.

iii.) Property, plant & equipments

The cost of an item of property, plant and equipment shall be recognised as an asset if, and only if it is probable that future economic benefit associated with the item will flow to the Company and the cost of the item can be measured reliably. Items of property, plant and equipment (including capital-work-in-progress) are measured at cost, which includes capitalised borrowing costs, less accumulated depreciation and any accumulated impairment losses. Freehold land is carried at historical cost less any accumulated impairment losses.

Cost of an item of property, plant and equipment comprises its purchase price, including non refundable purchase taxes, after deducting trade discounts and rebates, any directly attributable cost of bringing the items to its working conditions for its intended use and estimated costs of dismantling and removing the item and restoring the site on which it is located.

The cost of a self-constructed item of property, plant and equipment comprises the cost of materials and direct labour, any other costs directly attributable to bringing the item to working condition for its intended use, and estimated costs of dismantling and removing the item and restoring the site on which it is located.

Any gain or loss on disposal of an item of property, plant and equipment is recognised in profit or loss.

An item of property, plant and equipment is derecognised upon disposal or when no future economic benefits are expected to arise from the continued use of asset.



Notes To Consolidated Financial Statements

For The Year Ended 31st March, 2025

Subsequent expenditure is capitalized only if it is probable that the future economic benefits associated with the expenditure will flow to the Company and the cost of the item can be measured reliably.

iv.) Intangible assets

"Intangible assets that are acquired, are recognized at cost initially and carried at cost less accumulated amortization and accumulated impairment loss, if any. Subsequent expenditure is capitalised only when it increases the future economic benefits embodied in the specific asset to which it relates."

v.) Depreciation & Amortisation

Depreciation is recognised so as to write off the cost of assets (other than freehold land) less their residual values over their useful lives.

The Company has charged depreciation on property, plant & equipment (PPE) based on the Straight line Method (SLM) as per useful life specified in schedule II of the Companies Act, 2013.

Amortisation is calculated to write off the cost of intangible assets less their estimated residual values over their estimated useful lives using the straight line method (SLM) and is included in depreciation and amortisation expense in statement of profit and loss.

Depreciation and amortisation on additions and deletions are restricted to the period of use.

Residual value is considered to be 5% on all the assets.

Assets costing below Rs. 5,000 are depreciated using depreciation rate at 100%.

Depreciation and amortisation methods, useful lives and residual values are reviewed at each reporting date and adjusted if appropriate.

vi.) Employee benefits

Short-term employee benefits

Short term employee benefits are measured on an undiscounted basis and expensed as the related service is provided. A short term liability is

recognised if the Company has a present legal or constructive obligation to pay the amount as a result of past service provided by the employee and the obligation can be estimated reliably.

Defined contribution plans

A defined contribution plan is a post-employment benefit plan where the company's legal or constructive obligation is limited to the amount that it contributes to a separate legal entity. The company makes specified monthly contributions towards government administered provident fund scheme and employees' state insurance ('ESI') scheme. The company makes specified monthly contributions towards government administered provident fund scheme and employees' state insurance ('ESI') scheme. Obligations for contributions to defined contribution plans are expensed as an employee benefits expense in statement of profit and loss in the period in which the related services are rendered by employees.

Defined benefit plans

A defined benefit plan is a post-employment benefit plan other than a defined contribution plan. The company has a defined benefit plan namely gratuity for all its employees. Liability for defined benefit plan is provided on the basis of valuations, as at the balance sheet date, carried out by an independent actuary. The actuarial valuation method used by independent actuary for measuring the liability is the Projected Unit Credit Method. Actuarial gains and losses due to changes in actuarial assumptions and are recognised immediately in the profit and loss account as income or expense. Current and non current liabilities are recognised on the basis of actuarial report.

Termination benefits

Termination benefits are recognised as an expense as and when incurred.

vii.) Lease

Lease contracts entered by the company majorly pertains for buildings taken on operating lease to conduct its business in the ordinary course. Leases where the lessor effectively retains substantially all the risks and benefits of the

Notes To Consolidated Financial Statements

For The Year Ended 31st March, 2025

leased assets are classified as operating leases. Operating lease payments are recognized in the statement of profit and loss on a straight line basis over the lease term. Lease agreements are renewable for further period or periods on terms and condition as mutually agreed with the lessor. Variation or escalations clauses in lease rentals are made as per mutually agreed terms and conditions with the lessor.

viii.) Impairment of assets

An asset is treated as impaired when the carrying cost of assets exceeds its recoverable value. An impairment loss is charged to the statement of profit and loss in the year in which an asset is identified as impaired. The impairment loss recognised in prior accounting period is increased/ reversed where there has been change in the estimate of recoverable value. The recoverable value is the higher of the assets' net selling price and value in use. At each reporting date, the Company reviews the carrying amount of assets, to determine whether there is any indication of impairment. If any such indication exists, then the asset's recoverable amount is estimated.

ix.) Investments

Current Investments are carried at lower of cost and market value computed Investment wise. Long Term Investments are stated at cost or fair value. Provision for diminution in the value of long term investments is made only if such a decline is other than temporary in the opinion of the management.

x.) Income-tax

Provision for income tax is made on the basis of taxable income for the year at current rates. Tax expense comprises of current tax and deferred tax at the applicable enacted or substantively enacted rates. Current tax represents the amount of income tax payable/ recoverable in respect of the taxable income/ loss for the reporting period. Deferred tax represents the effect of timing difference between taxable income and accounting income for the reporting period that originate in one period and are capable of reversal in one or more subsequent periods.

The deferred tax asset is recognised and carried forward only to the extent that there is a reasonable certainty that the assets will be realised in future. However, where there is unabsorbed depreciation or carried forward loss under taxation laws, deferred tax assets are recognised only if there is virtual certainty of realisation of assets.

Minimum Alternate Tax (MAT) paid in a year is charged to the statement of profit and Loss as current tax. The company recognizes the MAT credit available as an asset only to the extent that there is convincing evidence that the company will pay the normal income tax during the specified period i.e., period for which MAT credit is allowed to be carried forward.

xi.) Provision, and contingent liabilities assets

A provision is recognised when the company has a present obligation (legal or constructive) as a result of past event and it is probable that an outflow of resources will be required to settle the obligation in respect of which a reliable estimate can be made. Provisions are not discounted to its present value and are determined based on Management's estimate for the amount required to settle the obligation at the balance sheet date.

Contingent liability is a possible obligation arising from past events and whose existence will be confirmed only by the occurrence or non-occurrence of one or more uncertain future events not wholly within the control of the entity or a present obligation that arises from past events but is not recognized because it is not probable that an outflow of resources embodying economic benefits will be required to settle the obligation or the amount of the obligation cannot be measured with sufficient reliability. The Company does not recognize a contingent liability but discloses its existence in the financial statements.

Contingent assets are neither recognised nor disclosed in the financial statements, since this may result in the recognition of income that may never be realised. However, when the realisation of income is virtually certain, then the related asset is not a contingent asset and is recognized.



Notes To Consolidated Financial Statements

For The Year Ended 31st March, 2025

Provisions, contingent liabilities and contingent assets are reviewed at each balance sheet date.

xii.) Earnings per share

Basic Earnings per share

Basic Earnings Per Share ('EPS') is calculated by dividing the profit attributable to the equity shareholders of the company by the weighted average number of equity shares outstanding during the year.

Diluted Earnings per share

Diluted earnings per share is computed by dividing the profit (considered in determination of basic earnings per share) after considering the effect associated with dilutive potential equity shares by the weighted average number of equity shares considered for deriving basic earnings per share adjusted for the weighted average number of equity shares that would have been issued upon conversion of all dilutive potential equity shares.

xiii.) Cash flow statement

Cash flows are reported using the indirect method, whereby profit for the year is adjusted for the effects of transactions of a non-cash nature, any deferrals or accruals of past or future cash receipts or payments and item of income or expenses associated with investing or financing cash flows. The cash flows are segregated into operating, investing and financing activities. The Company considers all highly liquid investments that are readily convertible to known amounts of cash to be cash equivalents.

xiv.) Cash and cash equivalents

Cash and cash equivalents in the balance sheet and cash flow statement consists of cash on hand, deposits held at call with financial institutions, other short-term, highly liquid investments with original maturities less than three months which are readily convertible to known amounts of cash and which are subject to insignificant risk of changes in value.

xv.) Dividend

The company recognises a liability for any dividend declared but not distributed at the end

of the reporting period, when the distribution is authorised and the distribution is no longer at the discretion of the company on or before the end of the reporting period.

xvi.) Related parties transactions

The company has a policy to recognize and identify related party transactions; disclosures of related party transactions have been made wherever applicable.

xvii.) Foreign Currency Transactions

Foreign exchange transactions are recorded at the rates prevailing on the date of transactions. Exchange rate differences arising on foreign exchange transactions settled during the year are recognized in the statement of profit and loss for the year. Monetary assets and liabilities denominated in foreign currencies as at the balance sheet date are translated at the closing exchange rates on that date and the resultant exchange differences are recognized in the statement of profit and loss. Non-monetary items which are carried in terms of historical cost denominated in a foreign currency should be reported using the exchange rate at the date of the transaction. Non-monetary items which are carried at fair value or other similar valuation denominated in a foreign currency should be reported using the exchange rates that existed when the values were determined

xviii.) Borrowing Costs

Borrowing costs that are attributable to acquisition, construction or production of qualifying assets are capitalised as part of such assets. A qualifying asset is an asset that necessarily takes a substantial period of time to get ready for its intended use. All other borrowing costs are recognised as an expense in the period in which they are incurred.

xix.) Events after reporting date

Where events occurring after the balance sheet date provide evidence of conditions that existed at the end of the reporting period, the impact of such events is adjusted within the financial statements. Otherwise, events after the balance sheet date of material size or nature are only disclosed.

Notes To Consolidated Financial Statements

For The Year Ended 31st March, 2025

Note No. :- 3 : Share capital

a. Information on authorised, issued, subscribed and paid-up shares

Particulars	Consolidated figures as at the end of 31 st March, 2025	Consolidated figures as at the end of 31 st March, 2024
Authorised		
Equity shares with voting rights	2,500.00	2,400.00
(Current year : 25000000 equity shares of Rs.10/- each)		
(Previous year : 24000000 equity shares of Rs.10/- each)		
Total...	2,500.00	2,400.00
Issued		
Equity shares with voting rights	2,445.21	2,000.00
(Current year : 24452064 equity shares of Rs.10/- each)		
(Previous year : 20000000 equity shares of Rs.10/- each)		
Total...	2,445.21	2,000.00
Subscribed and fully paid		
Equity shares with voting rights FP	2,445.21	2,000.00
(Current year : 24452064 equity shares of Rs.10/- each)		
(Previous year : 20000000 equity shares of Rs.10/- each)		
Total...	2,445.21	2,000.00

a. The reconciliation of shares.

Particulars	Consolidated figures as at the end of 31 st March, 2025			Consolidated figures as at the end of 31 st March, 2024		
	No of shares	Paid up value per share	Amount	No of shares	Paid up value per share	Amount
Equity shares with voting rights, subscribed and fully paid						
Shares outstanding at the beginning of the year	2,00,00,000.00	10.00	2,000.00	2,00,00,000.00	10.00	2,000.00
Add: Fresh shares issued during the year	44,52,064.00	10.00	445.21	-	-	-
Add: Bonus shares issued during the year	-	-	-	-	-	-
Less: Shares forfeited/ bought back during the year	-	-	-	-	-	-
Shares outstanding at the end of the year	2,44,52,064.00	10.00	2,445.21	2,00,00,000.00	10.00	2,000.00



Notes To Consolidated Financial Statements

For The Year Ended 31st March, 2025

b. Rights, preferences and restrictions of different classes of shares including restrictions on the distribution of dividends and the repayment of capital

c. Details of shareholders holding more than 5% shares of the Company

Name of shareholder	As at the end of 31 st March, 2025			As at the end of 31 st March, 2024		
	No of shares	Paid up value per share	Percentage (%)	No of shares	Paid up value per share	Percentage (%)
Equity shares with voting rights, subscribed and fully paid Name of shareholder						
- Amar Anita Holdings (India) Private Limited	41,24,064.00	10	25.11%	58,43,000.00	10	56.99%
- Amar Singh	23,25,460.00	10	14.16%	23,19,860.00	10	22.63%
- Vinay Lamba	15,84,800.00	10	9.65%	15,84,800.00	10	15.46%
- Other shareholders*	1,64,23,340.00	10	100.00%	1,02,52,340.00	10	100.00%
Total...	2,44,52,064.00		100%	2,00,00,000.00		100%

*Other shareholders, each holding less than 5% of the total shares, are included here to ensure reconciliation of the total share count with the notes provided above.

d. Disclosure of shareholding of promoters:

As at 31st March, 2025

Name of promoter	No of shares as at the beginning of year	Addition	Deletion	No of shares as at the end of year	% of total shares	“% Change during the year”
Equity shares with voting rights, subscribed and fully paid						
Name of promoter*						
-Alok Singh	3,00,000	-	-	3,00,000	1.83%	-
-Amar Singh	23,19,860	5,600	-	23,25,460	14.16%	0.24%
-AmarAnita Holdings (India) Pvt Ltd	58,43,000	-	17,18,936	41,24,064	25.11%	-29.42%
-Asmita Singh	1,62,000	5,600	-	1,67,600	1.02%	3.46%
-Shaleen Solanki	9,00,000	-	-	9,00,000	5.48%	-
-Vijay Singh	8,99,400	-	-	8,99,400	5.48%	-
-Vinay Lamba	15,84,800	-	-	15,84,800	9.65%	-

Notes To Consolidated Financial Statements

For The Year Ended 31st March, 2025

As at 31st March, 2024

Name of promoter	No of shares as at the beginning of year	Addition	Deletion	No of shares as at the end of year	% of total shares	“% Change during the year”
Equity shares with voting rights, subscribed and fully paid						
Name of promoter*						
-Alok Singh	3,00,000.00	-	-	3,00,000.00	2.93%	-
-Amar Singh	2,11,986.00	21,07,874.00	-	23,19,860.00	22.63%	994.35%
-AmarAnita Holdings (India) Pvt Ltd	58,43,000.00	-	-	58,43,000.00	56.99%	-
-Asmita Singh	1,62,000.00	-	-	1,62,000.00	1.58%	-
-Shaleen Solanki	9,00,000.00	-	-	9,00,000.00	8.78%	-
-Vijay Singh	8,99,400.00	-	-	8,99,400.00	8.77%	-
-Vinay Lamba	15,84,800.00	-	-	15,84,800.00	15.46%	-

*Individuals designated or to be designated by the company as promoters in its annual return.

Note No. :- 4 : Reserves and surplus

Particulars	(Amount in Rs 'Lakhs')	
	Consolidated Figures as at the end of 31 st March, 2025	Consolidated Figures as at the end of 31 st March, 2024
Securities premium account		
Securities premium account	5,782	-
Total A	5,782	-
Surplus/Retained earning		
Opening balance Reserves & Surplus	2,116.11	736.83
Less :- Dividend on equity shares	(300.00)	(248.45)
Add :- Profit/(Loss) for the period	2,217.12	1,627.73
Total B	4,033.23	2,116.11
Closing balance (A+B)	9,815.13	2,116.11



Notes To Consolidated Financial Statements

For The Year Ended 31st March, 2025

Note No. :- 5 : Minority Interest

Particulars	(Amount in Rs 'Lakhs')	
	Consolidated Figures as at the end of 31 st March, 2025	Consolidated Figures as at the end of 31 st March, 2024
Opening Balance-MI	246.02	238.17
Add: Minority Interest in current period Profit-MI	134.87	7.85
Less: Minority Interest in current period loss-MI	(0.44)	-
Total...	380.45	246.02

a. Disclosure of Subsidiaries' Share in Consolidated Net Assets and Profit and Loss

Particulars	Consolidated figures as at the end of 31 st March, 2025		Consolidated figures as at the end of 31 st March, 2024	
	Net Assets	Profit & Loss	Net Assets	Profit & Loss
Parent Company				
Chandan Healthcare Limited	12,260.34	2,351.55	4,116.11	1,635.58
Total Consolidated Net Assets & Net Profit	12,260.34	2,351.55	4,116.11	1,635.58
Parent Indian Subsidiaries				
Chandan Diagnostic Limited	48.37	(1.07)	49.43	1.66
Chandan Pharmacy Limited	804.44	290.43	514.01	15.80
Indira Diagnostic Centre & Blood Bank Limited	335.72	(15.52)	351.24	16.43
Total Subsidiaries Net Assets & Net Profit	1,188.52	273.84	914.68	33.90
Percentage of Subsidiaries share in consolidated net assets and profit				
Chandan Diagnostic Limited (% Holding 67.99%)	0.39%	-0.05%	1.20%	0.10%
Chandan Pharmacy Limited (% Holding 53.56%)	6.56%	12.35%	12.49%	0.97%
Indira Diagnostic Centre & Blood Bank Limited (% Holding 100%)	2.74%	-0.66%	8.53%	1.00%
Total percentage	9.69%	11.65%	22.22%	2.07%

Notes To Consolidated Financial Statements

For The Year Ended 31st March, 2025

b. Disclosure of minority Interest in all subsidiaries

Particulars	Consolidated figures as at the end of 31 st March, 2025			Consolidated figures as at the end of 31 st March, 2024		
	Share Capital	Reserve & Surplus	Total	Share Capital	Reserve & Surplus	Total
Parent Indian Subsidiaries						
Chandan Diagnostic Limited	31.01	350.07	381.08	31.01	215.20	246.20
Chandan Pharmacy Limited	15.00	(15.63)	(0.63)	15.00	(15.18)	(0.18)
Indira Diagnostic Centre & Blood Bank Limited	-	-	-	-	-	-
Total...	46.01	334.44	380.45	46.01	200.01	246.02

Note No. :- 6 : Long-term borrowings

Particulars	(Amount in Rs 'Lakhs')	
	Consolidated Figures as at the end of 31 st March, 2025	Consolidated Figures as at the end of 31 st March, 2024
Term loans		
- From banks LTBS	2,214.46	1,217.56
Total...	2,214.46	1,217.56

a. Reconciliation of current and non current portion of long term liabilities

Particulars	Consolidated Figures as at the end of 31 st March, 2025			Consolidated Figures as at the end of 31 st March, 2024		
	Non current	Current	Total	Non current	Current	Total
Secured						
Term loans						
- From banks LTBS	2,214.46	734.29	2,948.75	1,217.56	585.60	1,803.16
Total...	2,214.46	734.29	2,948.75	1,217.56	585.60	1,803.16

b. Other disclosure on term loan

Particulars	Consolidated Figures as at the end of 31 st March, 2025		Consolidated Figures as at the end of 31 st March, 2024		Details of repayment terms and maturity*	Nature of Security
	Amount	ROI	Amount	ROI		
Secured						
Term Loan from Bank						



Notes To Consolidated Financial Statements

For The Year Ended 31st March, 2025

Particulars	Consolidated Figures as at the end of 31 st March, 2025		Consolidated Figures as at the end of 31 st March, 2024		Details of repayment terms and maturity*		Nature of Security
	Amount	ROI	Amount	ROI	Particulars	Terms	
State Bank of India [41626319793]	-	-	35.42	7.95%	Sanction date	28/02/2023	The loan is secured by the following: 1. Primary Security:- A first pari passu charge on the assets acquired with the proceeds of the loan. This gives the lender a primary claim on these assets, ensuring that their security interest is prioritized above other claims. 2. Collateral Security: A pari passu charge on immovable property, shared equally with other lenders who have similar security interests in the same property. This provides additional security for the lender, aligning their claim with those of other creditors. 3. Personal Guarantee: A guarantee provided by all directors of the borrowing entity, holding them personally liable for the loan obligations in the event of default by the borrowing entity. 4. Corporate Guarantee: A guarantee provided by AmarAnita Holdings (India) Pvt Ltd, ensuring that it will fulfill the loan obligations if the primary borrower fails to do so.
					Principal amount	83.00	
					EMI amount	2.56	
					Loan period (Month)#	30.00	
					Last Instalment date	05/06/2025	
State Bank of India [41626315993]	-	-	208.67	7.95%	Sanction date	28/02/2023	
					Principal amount	308.00	
					EMI amount	7.21	
					Loan period (Month)#	50.00	
					Last Instalment date	17/10/2024	
State Bank of India [41626340656]	-	-	16.63	7.95%	Sanction date	28-02-2023	
					Principal amount	40.00	
					EMI amount	1.62	
					Loan period (Month)#	27.00	
					Last Instalment date	17/10/2024	
State Bank of India [41623614536]	-	-	42.48	8.30%	Sanction date	28-02-2023	
					Principal amount	46.00	
					EMI amount	1.19	
					Loan period (Month)#	49.00	
					Last Instalment date	17/10/2024	

Notes To Consolidated Financial Statements

For The Year Ended 31st March, 2025

Particulars	Consolidated Figures as at the end of 31 st March, 2025		Consolidated Figures as at the end of 31 st March, 2024		Details of repayment terms and maturity*		Nature of Security
	Amount	ROI	Amount	ROI	Particulars	Terms	
Indusind Bank [732000008552]	40.82	8.75%	160.45	8.75%	Sanction date	01-07-2022	The loan is secured by a first pari passu charge on the assets acquired using the proceeds of this loan, establishing a primary security interest.
					Principal amount	340.24	
					EMI amount	10.74	
					Loan period (Month)#	36.00	
					Last Instalment date	07/08/2025	
Yes Bank Limited [MEN00180126]	50.31	9.00%	68.90	9.00%	Sanction date	21-07-2022	
					Principal amount	96.66	
					EMI amount	2.00	
					Loan period (Month)#	60.00	
					Last Instalment date	22/07/2027	
Yes Bank Limited [MEN001801285372]	10.86	7.95%	14.74	7.95%	Sanction date	09-08-2022	
					Principal amount	20.20	
					EMI amount	0.42	
					Loan period (Month)#	60.00	
					Last Instalment date	22/08/2027	
HDFC Loan A/c No. [800450335]	146.96	9.50%	-	-	Sanction date	22-08-2024	The loan is secured by the following: 1. Primary Security:- A first pari passu charge on the assets acquired with the proceeds of the loan. This gives the lender a primary claim on these assets, ensuring that their security interest is prioritized above other claims. 2. Personal Guarantee: A guarantee provided by all directors of the borrowing entity, holding them personally liable for the loan obligations in the event of default by the borrowing entity.
					Principal amount	178.13	
					EMI amount	6.50	
					Loan period (Month)#	31	
					Last Instalment date	07/04/2027	



Notes To Consolidated Financial Statements

For The Year Ended 31st March, 2025

Particulars	Consolidated Figures as at the end of 31 st March, 2025		Consolidated Figures as at the end of 31 st March, 2024		Details of repayment terms and maturity*		Nature of Security
	Amount	ROI	Amount	ROI	Particulars	Terms	
HDFC Loan A/c No. [800450336]	2.45	9.50%	-	-	Sanction date	22-08-2024	
					Principal amount	9.57	
					EMI amount	1.24	
					Loan period (Month)#	8	
					Last Instalment date	07/05/2025	
HDFC Loan A/c No. [800487587]	29.46	9.50%	-	-	Sanction date	22-08-2024	
					Principal amount	35.99	
					EMI amount	1.35	
					Loan period (Month)#	30.00	
					Last Instalment date	07/03/2027	
HDFC Loan A/c No. [99903818]	9.17	9.50%	-	-	Sanction date	22-08-2024	
					Principal amount	22.43	
					EMI amount	2.34	
					Loan period (Month)#	10	
					Last Instalment date	07/07/2025	
PNB LOAN A/c No. [241400CN00000057]	1,552.44	8.80%	-	-	Sanction date	27-07-2024	The loan is secured by a first pari passu charge on the assets acquired using the proceeds of this loan, establishing a primary security interest.
					Principal amount	1,650.00	
					EMI amount	19.64	
					Loan period (Month)#	84	
					Last Instalment date	30/04/2032	

Notes To Consolidated Financial Statements

For The Year Ended 31st March, 2025

Particulars	Consolidated Figures as at the end of 31 st March, 2025		Consolidated Figures as at the end of 31 st March, 2024		Details of repayment terms and maturity*		Nature of Security
	Amount	ROI	Amount	ROI	Particulars	Terms	
PNB LOAN A/c No. [241400NG00259653]	15.84	8.80%	-	-	Sanction date	04-10-2024	Hypothecation of New Four Wheeler.
					Principal amount	17.00	
					EMI amount	0.35	
					Loan period (Month)#	60.00	
					Last Instalment date	30/09/2030	
Punjab National Bank [241400CH00000028]	1,090.44	7.95%	1,255.88	7.95%	Sanction date	31-03-2023	The loan is secured by: 1. A first pari passu charge on the assets acquired with the proceeds of the loan. 2. The personal guarantee of all directors of the borrowing entity. 3. The corporate guarantee of AmarAnita Holdings (India) Pvt Ltd.
					Principal amount	1,530.00	
					EMI amount	39.36	
					Loan period (Month)#	48.00	
					Last Instalment date	31/03/2028	
Total...	2948.75		1803.164731				
Less:- Current maturities of all long-term borrowings	(734.29)		(585.60)				
Total...	2,214.46		1,217.56				

* These are with respect to the balance sheet date.

The figures are presented in absolute terms and are not expressed in lakhs.

Note No. :- 7 : Deferred tax liabilities (Net)

(Amount in Rs 'Lakhs')

Particulars	Consolidated Figures as at the end of 31 st March, 2025	Consolidated Figures as at the end of 31 st March, 2024
Deferred tax liabilities (Net)-BS	172.29	139.35
Total...	190.33	151.72

a. Disclosures regarding the components of net deferred tax liabilities

(Amount in Rs 'Lakhs')

Particulars	Consolidated Figures as at the end of 31 st March, 2025	Consolidated Figures as at the end of 31 st March, 2024
Provision for gratuity	289.65	(79.97)
Provision for doubtful debts	(103.88)	(1.32)
Provision for obsolete inventories	(5.18)	(1.58)
W.D.V of property, plant & equipments & intangible assets	(8.30)	222.22



Notes To Consolidated Financial Statements

For The Year Ended 31st March, 2025

Total...	172.29	139.35
----------	--------	--------

Note No. :- 8 : Other long - term liabilities

Particulars	(Amount in Rs 'Lakhs')	
	Consolidated Figures as at the end of 31 st March, 2025	Consolidated Figures as at the end of 31 st March, 2024
Other long-term liabilities		
- Trade deposits and security deposits which are not in the nature of borrowings OLTL	2.45	0.45
Total...	2.45	0.45

Note No. :- 9 : Long term provisions

Particulars	(Amount in Rs 'Lakhs')	
	Consolidated Figures as at the end of 31 st March, 2025	Consolidated Figures as at the end of 31 st March, 2024
Provision for gratuity LTP	343.69	305.75
Total...	343.69	305.75

a. Details of employee benefits as required by the accounting standard 15 (revised) employee benefits are as under:

The company has classified the various benefits provided to employee's as under:-

I. Defined contribution plans

- Employee's provident fund.
- Employee's state insurance.

During the year, the company has recognised the following amounts in the profit and loss account:

Particulars	Consolidated Figures as at the end of 31 st March, 2025	Consolidated Figures as at the end of 31 st March, 2024
Employers' contribution to provident fund*	95.66	75.92
Employers' contribution to employee's state insurance*	31.96	30.91
Total...	127.61	106.83

* Included in Contribution to Provident and Other Funds (Refer Note No. 28 Employee benefits expense)

Notes To Consolidated Financial Statements

For The Year Ended 31st March, 2025

II. Defined benefit plans

Gratuity disclosures as per accounting standard-15

(i) Table Showing Changes in Present Value of Obligations

Particulars	(Amount in Rs 'Lakhs')	
	Consolidated Figures as at the end of 31 st March, 2025	Consolidated Figures as at the end of 31 st March, 2024
Present value of the obligation at the beginning of the period	340.43	248.78
Interest cost	24.68	18.66
Current service cost	70.47	59.91
Past Service Cost	-	-
Benefits paid (if any)	(11.97)	(8.42)
Actuarial (gain)/loss	(10.88)	21.50
Present value of the obligation at the end of the period	412.73	340.43

(ii) Key results (The amount to be recognized in the Balance Sheet):

Particulars	(Amount in Rs 'Lakhs')	
	Consolidated Figures as at the end of 31 st March, 2025	Consolidated Figures as at the end of 31 st March, 2024
Present value of the obligation at the end of the period	412.73	340.43
Fair value of plan assets at end of period	-	-
Net liability/(asset) recognized in Balance Sheet and related analysis	412.73	340.43
Funded Status - Surplus/ (Deficit)	(412.73)	(340.43)

(iii) Expense recognized in the statement of Profit and Loss:

Particulars	(Amount in Rs 'Lakhs')	
	Consolidated Figures as at the end of 31 st March, 2025	Consolidated Figures as at the end of 31 st March, 2024
Interest cost	24.68	18.66
Current service cost	70.47	59.91
Past Service Cost	-	-
Expected return on plan asset	-	-
Net actuarial (gain)/loss recognized in the period	(10.88)	21.50
Expenses to be recognized in P&L #	84.27	100.06



Notes To Consolidated Financial Statements

For The Year Ended 31st March, 2025

Included in Provision for gratuity (Refer Note No. 28 Employee benefits expense)

(iv) Current & Non Current Liability :

Particulars	(Amount in Rs 'Lakhs')	
	Consolidated Figures as at the end of 31 st March, 2025	Consolidated Figures as at the end of 31 st March, 2024
Current Liability (Short Term) [^]	69.04	34.68
Non Current Liability (Long Term)	343.69	305.75
Total Liability	412.73	340.43

[^] Included in Provision for gratuity (Refer Note No. 12 Short term provisions)

(v) Reconciliation of liability in balance sheet

Particulars	(Amount in Rs 'Lakhs')	
	Consolidated Figures as at the end of 31 st March, 2025	Consolidated Figures as at the end of 31 st March, 2024
Opening gross defined benefit liability/ (asset)	340.43	248.78
Expenses to be recognized in P&L	84.27	100.06
Benefits paid (if any)	(11.97)	(8.42)
Closing gross defined benefit liability/ (asset)	412.73	340.43

Note No. :- 10 : Short-term borrowings

Particulars	(Amount in Rs 'Lakhs')	
	Consolidated Figures as at the end of 31 st March, 2025	Consolidated Figures as at the end of 31 st March, 2024
Secured		
Loans repayable on demand		
- From banks-Overdraft(OD) SSTB	70.51	114.18
- From banks-Cash credit(CC) SSTB	1,097.13	1,673.77
Current maturities of all long-term borrowings	699.99	-
- From banks SSTB_CMLTB	734.29	585.60
	2,601.92	2,373.55

Notes To Consolidated Financial Statements

For The Year Ended 31st March, 2025

Particulars	Consolidated Figures as at the end of 31 st March, 2025		Consolidated Figures as at the end of 31 st March, 2024	
	Amount	Nature of security and other terms	Amount	Nature of security and other terms
Secured				
Loans repayable on demand				
- From banks-Overdraft(OD) SSTB				
- Icici Bank Limited	70.51	Sanctioned against FDs with ICIC Bank	114.18	Sanctioned against FDs with ICIC Bank
- Indian Overseas Bank	-	-	-	-
- From banks-Cash credit(CC) SSTB				
- State Bank of India (CC)	-	-	1,673.77	Hypothecation of stock and book debt
- HDFC (CC)	1,097.13	Hypothecation of stock and book debt		
Loans and advances from related parties SSTB	699.99	Unsecure loan, repayable on demand, From Directors and relative.	-	-

Note No. :- 11 : Trade payables

Particulars	(Amount in Rs 'Lakhs')	
	Consolidated Figures as at the end of 31 st March, 2025	Consolidated Figures as at the end of 31 st March, 2024
Trade payables		
- Total outstanding dues of micro enterprises and small enterprises CL	1,008.76	701.77
- Total outstanding dues of other then micro enterprises and small enterprises CL	1,569.52	1,249.19
	2,578.28	1,950.96



Notes To Consolidated Financial Statements

For The Year Ended 31st March, 2025

a. Trade payables ageing schedule

As at 31st March, 2025

Particulars	Unbilled dues	Not dues	Outstanding for following periods from due date of payment				TOTAL
			Less than 1 year	1-2 years	2-3 years	More than 3 years	
Not Disputed							
--MSME	-	1,008.76	-	-	-	-	1,008.76
--Others	-	-	1,569.52	-	-	-	1,569.52
Disputed							
--MSME	-	-	-	-	-	-	-
--Others	-	-	-	-	-	-	-
Total...	-	1,008.76	1,569.52	-	-	-	2,578.28

As at 31st March, 2024

Particulars	Unbilled dues	Not dues	Outstanding for following periods from due date of payment				TOTAL
			Less than 1 year	1-2 years	2-3 years	More than 3 years	
Not Disputed							
--MSME	-	701.77	-	-	-	-	701.77
--Others	-	-	1,249.19	-	-	-	1,249.19
Disputed							
--MSME	-	-	-	-	-	-	-
--Others	-	-	-	-	-	-	-
Total...	-	701.77	1,249.19	-	-	-	1,950.96

b. Disclosure as per MSMED Act, 2006

(Amount in Rs 'Lakhs')

Particulars	Consolidated Figures as at the end of 31 st March, 2025	Consolidated Figures as at the end of 31 st March, 2024
Payable		
Principle overdue as per MSMED Act,2006.	-	-
Principle not due as per MSMED Act,2006.	1,008.76	701.77
Interest payable under section 16 of MSMED Act, 2006	-	-

Notes To Consolidated Financial Statements

For The Year Ended 31st March, 2025

Particulars	Consolidated Figures as at the end of 31 st March, 2025	Consolidated Figures as at the end of 31 st March, 2024
- On principle paid beyond due date as per MSMED Act,2006	-	-
- On principle payable beyond due date as per MSMED Act,2006	-	-
- Carried forward from the last year	-	-
Other interest	-	-
Total...	1,008.76	701.77
Paid		
Principle paid beyond the due date as per MSMED Act,2006	-	-
Interest paid under section 16 of MSMED Act, 2006	-	-
Total...	-	-

Note No. :- 12 : Other current liabilities

(Amount in Rs 'Lakhs')

Particulars	Consolidated Figures as at the end of 31 st March, 2025	Consolidated Figures as at the end of 31 st March, 2024
Advances from customers OCL	1.05	852.25
TDS payable OCL	45.90	59.77
GST payable OCL	23.14	51.49
Salary, Bonus, Gratuity, Reimbursements etc. payable to staff OCL	263.65	306.38
Contribution towards PF payable OCL	15.92	15.03
Contribution towards ESI payable OCL	3.42	2.99
Income tax payable OCL	32.39	134.86
Other payables (specify nature) OCL	53.31	-
Total...	438.78	1,422.77

Note No. :- 13 : Short term provisions

(Amount in Rs 'Lakhs')

Particulars	Consolidated Figures as at the end of 31 st March, 2025	Consolidated Figures as at the end of 31 st March, 2024
Provision for employee benefits		
Provision for gratuity STP	69.04	34.68
	69.04	34.68



Notes To Consolidated Financial Statements

For The Year Ended 31st March, 2025

Note No. :- 14 : Property, plant & equipments & intangible assets

(Amount in Rs 'Lakhs')

Description	Gross block			Accumulated depreciation			Net block		
	Figures as at the beginning of 1 st April, 2024	Additions during the year	Disposals during the year	Figures as at the end of 31 st March, 2025	Figures as at the beginning of 1 st April, 2024	For the year	Figures as at the end of 31 st March, 2025	Figures as at the end of 31 st March, 2025	Figures as at the end of 31 st March, 2024
Tangible Assets									
Capital Work-In-Progress (CWIP)									
Buildings	-	410.12	-	410.12	-	-	-	410.12	-
Property, plant and equipment									
Computers	484.46	71.29	-	555.75	335.41	87.98	423.39	132.37	149.05
Electric Installation	110.49	1.73	-	112.22	80.14	0.89	81.02	31.20	30.35
Office Interior & Renovation	529.18	304.14	0.13	833.19	312.02	19.21	331.23	501.97	217.16
Buildings	322.51	-	-	322.51	85.54	14.71	100.25	222.26	236.97
Plant and equipment	5,964.24	2,799.98	-	8,764.22	2,459.05	361.19	2,820.24	5,943.98	3,505.19
Furniture and fixtures	159.17	51.84	-	211.01	109.10	45.62	154.72	56.29	50.07
Vehicles	104.71	62.03	-	166.74	79.35	6.68	86.03	80.71	25.37
Office equipment	309.40	169.48	-	478.87	117.45	138.21	255.65	223.22	191.95
Total Tangible Assets (A)	7,984.15	3,870.61	0.13	11,854.63	3,578.04	674.48	4,252.52	7,191.99	4,406.11
Intangible Assets									
Goodwill	443.28	-	-	443.28	-	-	-	443.28	443.28
Total Intangible Assets (B)	443.28	-	-	443.28	-	-	-	443.28	443.28
Total (A+B)	8,427.43	3,870.61	0.13	12,297.91	3,578.04	674.48	4,252.52	7,635.27	4,849.39
Previous Year...	6,493.24	1,954.19	20.01	8,427.43	3,237.64	340.40	3,578.04	4,849.39	3,255.60

Note No. :- 15 : Non-current investments

(Amount in Rs 'Lakhs')

Particulars	Consolidated Figures as at the end of 31 st March, 2025	Consolidated Figures as at the end of 31 st March, 2024
Investments in equity instruments NCI	114.75	337.72
Total...	114.75	337.72

a .Disclosure on investment in equity instrument

As at 31st March, 2025

(Amount in Rs 'Lakhs')

Name of body corporate	Nature of Investment	Paid up value/ share	Fully or partly paid	(%) holding	No of shares	Issue price	Amount	Basis of Valuation	Quoted/ Unquoted Investment
Chandan Diagnostic Limited,	Associates	10	Fully paid	1.59%	0.43	270	114.75	Valuers Value	Unquoted
Total...							114.75		

Notes To Consolidated Financial Statements

For The Year Ended 31st March, 2025

As at 31st March, 2024

Name of body corporate	Nature of Investment	Paid up value/ share	Fully or partly paid	(%) holding	No of shares	Issue price	Amount	Basis of Valuation	Quoted/ Unquoted Investment
Chandan Institute of Medical Science Limited	Associates	10	Fully paid	17.58%	1.25	270	337.72	Valuers Value	Unquoted
Total...							337.72		

Note No. :- 16 : Long -term loans and advances

(Amount in Rs 'Lakhs')

Particulars	Consolidated Figures as at the end of 31 st March, 2025	Consolidated Figures as at the end of 31 st March, 2024
Secured, considered good		
Capital Advances SLTLA	-	41.90
Unsecured, considered good		
Income tax refund due USLTLA	54.08	77.65
Total...	54.08	119.55

Note No. :- 17 : Other non-current assets

(Amount in Rs 'Lakhs')

Particulars	Consolidated Figures as at the end of 31 st March, 2025	Consolidated Figures as at the end of 31 st March, 2024
Secured, considered good		
Security Deposits SONCA	199.77	100.68
Banks deposits with more than twelve months maturity SONCA	1,616.75	264.78
Unsecured, considered good		
Security Deposits USONCA	-	2.01
Total...	1,816.52	367.47

Note No. :- 18 : Inventories

(Amount in Rs 'Lakhs')

Particulars	Consolidated Figures as at the end of 31 st March, 2025	Consolidated Figures as at the end of 31 st March, 2024
Stock-in-trade CI	1,533.91	1,251.59
Stores,spares and consumables CI	1,636.14	579.04
Less: Provision for stock obsolescence CI	(32.98)	(6.26)
Total...	3,137.07	1,824.37



Notes To Consolidated Financial Statements

For The Year Ended 31st March, 2025

Note No. :- 19 : Trade receivables

(Amount in Rs 'Lakhs')

Particulars	Consolidated Figures as at the end of 31 st March, 2025	Consolidated Figures as at the end of 31 st March, 2024
Unsecured, considered good		
Trade receivables USTR	4,642.84	2,866.17
Doubtful		
Trade receivables DDTR	47.50	-
Less: Provision for bad and doubtful trade receivables DDTR	(20.60)	(5.24)
Total...	4,669.74	2,860.93

a. Trade receivable ageing schedule

As at 31st March, 2025

Particulars	Unbilled dues	Not dues	Outstanding for following periods from due date of receipt					TOTAL
			Less than 6 Month	6 Months - 1 year	1-2 years	2-3 years	More than 3 years	
UnDisputed								
Trade Receivables – considered good	-	559.41	4,083.43	-	-	-	-	4,642.84
Trade Receivables – considered doubtful	-	-	26.90	-	-	-	-	26.90
Total...	-	559.41	4,110.33	-	-	-	-	4,669.74

As at 31st March, 2024

Particulars	Unbilled dues	Not dues	Outstanding for following periods from due date of receipt					TOTAL
			Less than 6 Month	6 Months - 1 year	1-2 years	2-3 years	More than 3 years	
UnDisputed								
Trade Receivables – considered good	-	347.26	2,518.91	-	-	-	-	2,866.17
Trade Receivables – considered doubtful	-	-	(5.24)	-	-	-	-	(5.24)
Total...	-	347.26	2,513.67	-	-	-	-	2,860.93

Notes To Consolidated Financial Statements

For The Year Ended 31st March, 2025

Note No. :- 20 : Cash and bank balances

(Amount in Rs 'Lakhs')

Particulars	Consolidated Figures as at the end of 31 st March, 2025	Consolidated Figures as at the end of 31 st March, 2024
Cash and cash equivalents		
Balances with banks	555.85	355.34
Cash on hand	64.86	34.65
Total...	620.71	389.99

Note No. :- 21 : Short-term loans and advances

(Amount in Rs 'Lakhs')

Particulars	Consolidated Figures as at the end of 31 st March, 2025	Consolidated Figures as at the end of 31 st March, 2024
Secured, considered good		
Loans and advances to related parties SSTLA	-	10.00
Advance to supplier SSTLA	72.02	21.57
Advance to employees SSTLA	391.72	219.41
Other loans and advances (specify nature) SSTLA	310.25	-
Unsecured, considered good		
Loans and advances to related parties USSTLA	155.42	569.42
Advance to supplier USSTLA	0.93	1.02
Advance to employees USSTLA	1.11	-
Income tax refund due USSTLA	28.58	0.12
Total...	960.03	821.54

Note No. :- 22 : Other current assets

(Amount in Rs 'Lakhs')

Particulars	Consolidated Figures as at the end of 31 st March, 2025	Consolidated Figures as at the end of 31 st March, 2024
Secured		
Input tax credit(ITC)-GST SOCA	14.30	49.66
Prepaid expenses SOCA	43.27	14.52
Bank deposits with more than three months maturity	1,583.65	134.66
Other(specify nature) SOCA	-	37.40
Unsecured		
Security Deposits USOCA	2.19	-
Total...	1,643.41	236.24



Notes To Consolidated Financial Statements

For The Year Ended 31st March, 2025

Note No. :- 23 : Revenue from operations

Particulars	(Amount in Rs 'Lakhs')	
	Consolidated figures for the year ended 31 st March, 2025	Consolidated figures for the year ended 31 st March, 2024
Sale of products	10,580	7,908
Sale of services	12,430	9,749
Other operating revenues		
Sale of scrap	2	2
Less: Excise duty	-	-
Total...	23,012	17,659

Note No. :- 24 : Other income

Particulars	(Amount in Rs 'Lakhs')	
	Consolidated figures for the year ended 31 st March, 2025	Consolidated figures for the year ended 31 st March, 2024
On current investments		
Interest on fixed deposits C	72.98	24.50
Dividends from other companies C	-	75.98
Other		
Other Interest Income	-	5.93
Bad Debts Recovered & Reversal of Payable Write-Off(Net)	124.78	9.07
Other non-operating income	7.38	6.70
Total...	205.14	122.18

Note No. :- 25 : Cost of material consumed

Particulars	(Amount in Rs 'Lakhs')	
	Consolidated figures for the year ended 31 st March, 2025	Consolidated figures for the year ended 31 st March, 2024
Stores,spares and consumables consumed	1,545.88	1,107.69
Total...	1,545.88	1,107.69

Consumption disclosed in Note is on the basis of derived figures rather than actual records of issue.

Notes To Consolidated Financial Statements

For The Year Ended 31st March, 2025

Note No. :- 26 : Purchase of stock-in-trade

Particulars	(Amount in Rs 'Lakhs')	
	Consolidated figures for the year ended 31 st March, 2025	Consolidated figures for the year ended 31 st March, 2024
Purchase of stores,spares and consumables	9,498.14	7,241.77
Total...	9,498.14	7,241.77

Note No. :- 27 : Change in inventories of finished goods,work-in-progress and stock-in-trade.

Particulars	(Amount in Rs 'Lakhs')	
	Consolidated figures for the year ended 31 st March, 2025	Consolidated figures for the year ended 31 st March, 2024
Opening stock:		
Stock-in-trade OS	1,251.59	987.12
	1,251.59	987.12
Closing stock:		
Stock-in-trade CS	1,533.91	1,251.59
	1,533.91	1,251.59
Total...	(282.32)	(264.47)

Note No. :- 28 : Employee benefits expense.

Particulars	(Amount in Rs 'Lakhs')	
	Consolidated figures for the year ended 31 st March, 2025	Consolidated figures for the year ended 31 st March, 2024
Salaries and wages	3,661.18	3,331.05
Contribution to provident and other funds	127.61	106.83
Provision for gratuity	84.27	100.06
Staff welfare expense	13.05	4.46
Total...	3,886.11	3,542.40



Notes To Consolidated Financial Statements

For The Year Ended 31st March, 2025

Note No. :- 29 : Finance costs

Particulars	(Amount in Rs 'Lakhs')	
	Consolidated figures for the year ended 31 st March, 2025	Consolidated figures for the year ended 31 st March, 2024
Interest expense on borrowings	405.31	248.07
Other borrowing costs		
Loan processing charges	24.00	12.69
Bank charges	28.22	14.47
	457.53	275.23

Note No. :- 30 : Other expenses

Particulars	(Amount in Rs 'Lakhs')	
	Consolidated figures for the year ended 31 st March, 2025	Consolidated figures for the year ended 31 st March, 2024
Repair & maintenance- Plant & equipments	125.35	93.26
Repair & maintenance-Building	40.39	34.61
Repair & maintenance- Other	99.54	42.10
Payment to auditors	20.80	10.66
Rent	636.55	471.42
Electricity expenses	264.07	174.90
Fuel expenses	59.75	41.18
Travelling and conveyance	1,034.41	771.79
Legal and professional fees (professional fees to doctor consultants and others) & other related expenditures	1,284.02	1,046.40
Books, periodicals & certifications	0.94	0.61
Commission expenses	-	0.17
Advertisement, publicity, marketing & business promotion expenses	93.79	114.23
Provision for doubtful debts	15.35	5.24
Provision for obsolete inventories	26.72	6.26
Communication expenses(Telephone & internet expenses)	51.76	37.83
Insurance	5.98	6.70
Postage & courier charges	4.16	3.35
Rates and taxes	26.78	0.54
Outsourced testing expenses	83.63	364.56

Notes To Consolidated Financial Statements

For The Year Ended 31st March, 2025

Particulars	(Amount in Rs 'Lakhs')	
	Consolidated figures for the year ended 31 st March, 2025	Consolidated figures for the year ended 31 st March, 2024
CSR Expenses	12.48	6.06
Discount to customers	4.76	2.43
Printing and Stationary Expenses	0.01	-
Other miscellaneous expenses	339.69	157.80
	4,230.93	3,392.10

a. Payment to the auditor

Particulars	(Amount in Rs 'Lakhs')	
	Consolidated figures for the year ended 31 st March, 2025	Consolidated figures for the year ended 31 st March, 2024
For statutory audit	9	7.73
For Other Services	5.5	1.50
Out of Pocket Audit Expenses	0	1.14
Total...	14.50	10.36

b. Prior period items

Particulars	(Amount in Rs 'Lakhs')	
	Consolidated figures for the year ended 31 st March, 2025	Consolidated figures for the year ended 31 st March, 2024
Rent	3.69	11.66
Electricity expenses	2.28	11.00
Communication expenses(Telephone & internet expenses)	2.81	0.36
Rates and taxes	0.06	1.87
Other miscellaneous expenses	12.50	0.48
Total...	21.33	25.37



Notes To Consolidated Financial Statements

For The Year Ended 31st March, 2025

Note No. :- 31: Earning per share

Basic/Diluted earnings per share are calculated by dividing the Net profit or Loss for the period attributable to equity shareholders by the weighted average number of equity shares outstanding during the period.

Particulars	Consolidated figures for the year ended 31 st March, 2025	Consolidated figures for the year ended 31 st March, 2024
Numerator		
Earning available to equity share holders(EAESH)	2,217.12	1,627.73
Denominator		
Weighted average outstanding equity share capital	205.73	200.00
Earnings Per Rupees of Equity Share Capital (Basic/ Diluted)	10.78	8.14

Note No. :- 32: Disclosure regarding Transactions with Related Parties in terms of Accounting Standard - 18

Name of the related party	Consolidated Nature of the relationship 31 st March 2025	Consolidated Nature of the relationship 31 st March 2024
A. Enterprises that directly or indirectly control/controlled by/under common control with, the reporting enterprise		
Chandan Diagnostic Limited- PAN: AABCC9315J	Holding 67.99% of share capital	Holding 67.99% of share capital
Chandan Hospital Limited - PAN: AABCC9314K #	Common director	Common director
Indira Diagnostic Centre & Blood Bank Limited - PAN: AABCI0214L	Holding 100% of share capital	Holding 100% of share capital
Chandan Pharmacy Limited - PAN: AAHCC1459M	Holding 53.56% of share capital	Holding 53.56% of share capital
Chandan Institute Of Medical Sciences Limited - PAN: AAJCC1470E	Holding 17.58% of share capital #	Holding 17.58% of share capital
Cendana Pharmaceuticas Private Limited - PAN: AAKCC1991P	Common director	Common director
Amaranita Holdings (I) Private Limited - PAN: AAHCA1540R	Common director	Common director
Chandan Singh Foundation - PAN: AAATC2479F	Common director and trustee	Common director and trustee
Healthrely Private Limited- PAN:AAGCH9438N*	Common director	-
Chandan Cancer Institute Limited-PAN:AALCC9159N*	Common director	-
Chandan Super Speciality Hospital Limited- PAN: AALCC1234A*	Common director	-
B. Individuals owning, directly or indirectly, an interest in the voting power of the reporting enterprise that gives them control or significant influence over the enterprise, and relatives of any such individual		

Notes To Consolidated Financial Statements

For The Year Ended 31st March, 2025

Name of the related party	Consolidated Nature of the relationship 31 st March 2025	Consolidated Nature of the relationship 31 st March 2024
Dr Amar Singh - PAN: AGQPS5396H - DIN: 01096328	Managing director of company (MD)	Managing director of company (MD)
Asmita Singh - PAN: AWSPS3853M - DIN: 01098055	Director of company	Director of company
Virendra Singh - PAN: AFSPS0571B - DIN: 01099343	Director of company*	Director of company*
Vinay Lamba - PAN: AAXPL5673R - DIN: 01220153	Director of company	Director of company
Vijay Singh - PAN: AILPSI503P - DIN: 02778087*	Director of company*	Director of company
Aasti Singh - PAN: FRPPS0695A - DIN: 06973933*	Relative of director	Director of company
Anant Singh - PAN: AWSPS3852L - DIN: 00969364*	Relative of director	Director of company
Rishi Bhushan Kalia - PAN: ALVPK6157A - DIN: 08074018*	Director of company*	Director of company
Hari Shanker Dixit - PAN: AARPD6602Q - DIN: 02383137*	Director of company*	Director of company
Sandeep Kumar saraswat - PAN: APGPS5745F - DIN: 08354660*	Director of company*	Director of company
Rajeev Nain - PAN: AIVPN6380K	Key managerial personnel (CFO & Company secretary)	Key managerial personnel (CFO & Company secretary)
Mohammad Mohsin Rizvi - PAN: AQXPR3626G	Relative of director	Relative of director
Anita Singh - PAN: ARVPS1208G	Relative of director	Relative of director
Vishal Lamba - PAN: ABUPL4208N	Relative of director	Relative of director
Ajai Singh - PAN: AHNPS7885B	Relative of director	Relative of director
Nisha Lamba - PAN: AATPL6545J	Relative of director	Relative of director
Pragya Singh - PAN: DJVPS5075J	Relative of KMP	Relative of KMP
Shaivalini Singh - PAN: CURPS9141R	Relative of director	Relative of director



Notes To Consolidated Financial Statements

For The Year Ended 31st March, 2025

Name of the related party	Consolidated Nature of the relationship 31 st March 2025	Consolidated Nature of the relationship 31 st March 2024
Vikash Lamba - PAN: ACLPL2389Q	Relative of director	Relative of director
Deepa Lamba- PAN: AAYPLI519B	Relative of director	Relative of director
Anshu Lamba - PAN: ABQPL8606C	Relative of director	Relative of director

During the financial year, the company divested its investments in certain subsidiaries and associates. As a result of these transactions, these entities are no longer classified as subsidiaries or associates in the company's financial statements.

* During the financial year, the individual ceased to serve as a director

a. Details of transactions with related parties and amounts (receivable)/payable as at the beginning and end of the year:

Name of related party	Nature of Transaction	(Amount in Rs 'Lakhs')	
		Consolidated figures for the year ended 31 st March, 2025	Consolidated figures for the year ended 31 st March, 2024
Aasti Singh	Opening Balance Payable(Receivable)	(0.00)	18.00
	Dividend for the Year	1.05	0.70
	Payment	(1.27)	(48.70)
	Receipt	-	-
	Reimburshment	0.30	10.00
	Professional fee	-	20.00
	Closing Balance Payable(Receivable)	0.08	(0.00)
Dr Amar Singh	Opening Balance Payable(Receivable)	17.59	11.52
	Dividend for the Year	34.80	21.20
	Professional fee	-	-
	Receipt	20.00	-
	Bonus for the Year	-	14.00
	Salary	180.00	310.00
	Payment	234.80	(339.88)
	Reimbursement	-	0.75
Closing Balance Payable(Receivable)	487.18	17.59	

Notes To Consolidated Financial Statements

For The Year Ended 31st March, 2025

Name of related party	Nature of Transaction	Consolidated figures for the year ended 31 st March, 2025	Consolidated figures for the year ended 31 st March, 2024
Anita Singh	Opening Balance Payable(Receivable)	(0.00)	(0.00)
	Salary	-	35.26
	Reimbursement	-	-
	Receipt	-	-
	Commission	-	-
	Gratuity	-	-
	Payment	-	(35.26)
Closing Balance Payable(Receivable)	(0.00)	(0.00)	
Anant Singh	Opening Balance Payable(Receivable)	(0.00)	(0.00)
	Salary	-	-
	Dividend for the Year	1.58	1.05
	Advance	-	-
	Payment	(1.58)	(1.05)
	Closing Balance Payable(Receivable)	(0.00)	(0.00)
Rishi Bhushan Kalia	Opening Balance Payable(Receivable)	0.55	-
	Professional fee	32.04	43.85
	Reimbursement	9.02	3.66
	Dividend for the Year	2.33	-
	Payment	(46.04)	(46.97)
	Closing Balance Payable(Receivable)	(2.11)	0.55
Hari Shanker Dixit	Opening Balance Payable(Receivable)	-	-
	Reimbursement	0.16	-
	Dividend for the Year	6.00	4.00
	Payment	(6.16)	(4.00)
Closing Balance Payable(Receivable)	-	-	



Notes To Consolidated Financial Statements

For The Year Ended 31st March, 2025

Name of related party	Nature of Transaction	Consolidated figures for the year ended 31 st March, 2025	Consolidated figures for the year ended 31 st March, 2024
Asmita Singh	Opening Balance Payable(Receivable)	3.97	3.33
	Dividend for the Year	2.43	1.62
	Deposit	-	-
	Reimbursement	4.24	(0.23)
	Advance	-	-
	Bonus for the Year	-	50.00
	Salary	84.00	72.03
	Payment	(63.29)	(122.78)
	Closing Balance Payable(Receivable)	31.35	3.97
Vinay Lamba	Opening Balance Payable(Receivable)	6.36	1.32
	Payment	(51.39)	(107.42)
	Advance	-	-
	Reimbursement	(0.64)	-
	Dividend for the Year	23.77	15.85
	Bonus for the Year	-	10.00
	Salary	21.90	86.60
	Closing Balance Payable(Receivable)	0.00	6.36
	Vijay Singh	Opening Balance Payable(Receivable)	2.80
Dividend for the Year		13.49	8.99
Reimburement		13.81	-
Advance		-	1.70
Gratuity		-	-
Payment		(76.68)	(31.67)
Salary		45.00	3.75
Closing Balance Payable(Receivable)		(1.57)	2.80
Sandeep Kumar saraswat		Opening Balance Payable(Receivable)	-
	Dividend for the Year	4.62	3.08
	Payment	(4.62)	(3.08)
	Closing Balance Payable(Receivable)	-	-

Notes To Consolidated Financial Statements

For The Year Ended 31st March, 2025

Name of related party	Nature of Transaction	Consolidated figures for the year ended 31 st March, 2025	Consolidated figures for the year ended 31 st March, 2024	
Virendra Singh Chaudhry	Opening Balance Payable(Receivable)	0.00	8.08	
	Dividend for the Year	-	2.47	
	Salary	-	-	
	Professional fee	-	-	
	Gratuity	-	-	
	Payment	-	(10.54)	
	Closing Balance Payable(Receivable)	0.00	0.00	
	Rajeev Nain	Opening Balance Payable(Receivable)	2.22	0.66
		Dividend for the Year	1.91	0.24
Reimburshment		6.03	(44.26)	
Gratuity		-	-	
Professional fee		-	-	
Payment		(55.79)	(3.78)	
Salary		48.54	49.34	
Closing Balance Payable(Receivable)		2.90	2.22	
Ajai Singh		Opening Balance Payable(Receivable)	-	-
	Dividend for the Year	1.50	1.00	
	Reimburshment	0.16	-	
	Payment	(1.66)	(1.00)	
	Closing Balance Payable(Receivable)	-	-	
Nisha Lamba	Opening Balance Payable(Receivable)	-	(0.88)	
	Dividend for the Year	3.35	2.23	
	Salary	-	-	
	Receipt	-	0.88	
	Payment	(3.35)	(2.23)	
	Closing Balance Payable(Receivable)	-	-	
Pragya Singh	Opening Balance Payable(Receivable)	-	-	
	Salary	-	14.19	
	Payment	-	(14.19)	
	Closing Balance Payable(Receivable)	-	-	



Notes To Consolidated Financial Statements

For The Year Ended 31st March, 2025

Name of related party	Nature of Transaction	Consolidated figures for the year ended 31 st March, 2025	Consolidated figures for the year ended 31 st March, 2024
Shaivalini Singh	Opening Balance Payable(Receivable)	-	-
	Dividend for the Year	0.35	0.23
	Payment	(0.35)	(0.23)
	Closing Balance Payable(Receivable)	-	-
Vikas Lamba	Opening Balance Payable(Receivable)	0.00	78.10
	Dividend for the Year	7.50	5.00
	Payment	(13.99)	(88.31)
	Advance	-	-
	Salary	-	-
	Gratuity	-	-
	Reimbursement	6.06	3.98
	Receipt	-	1.23
	Closing Balance Payable(Receivable)	(0.43)	0.00
Vishal Lamba	Opening Balance Payable(Receivable)	(0.00)	11.25
	Dividend for the Year	2.32	1.54
	Advance	-	-
	Loan	-	-
	Salary	-	-
	Gratuity	-	11.25
	Payment	(19.91)	(25.04)
	Reimbursement	14.72	1.00
	Closing Balance Payable(Receivable)	(2.88)	(0.00)
Anshu Lamba	Opening Balance Payable(Receivable)	-	-
	Dividend for the Year	3.00	2.00
	Salary	-	11.66
	Reimbursement	-	(0.00)
	Payment	(3.00)	(13.66)
	Closing Balance Payable(Receivable)	-	-

Notes To Consolidated Financial Statements

For The Year Ended 31st March, 2025

Name of related party	Nature of Transaction	Consolidated figures for the year ended 31 st March, 2025	Consolidated figures for the year ended 31 st March, 2024
Deepa Lamba	Opening Balance Payable(Receivable)	-	-
	Dividend for the Year	1.38	0.92
	Payment	(1.38)	(0.92)
	Closing Balance Payable(Receivable)	-	-
Mohammad Mohsin Rizvi	Opening Balance Payable(Receivable)	-	-
	Salary	-	27.76
	Reimbursement	-	0.40
	Payment	-	(28.16)
	Closing Balance Payable(Receivable)	-	-
Chandan Hospital Limited	Opening Balance Payable(Receivable)	849.58	197.86
	Opening Balance Investment in equity share capital	-	(286.17)
	Receipt	1,849.80	2,757.18
	Dividend Income	-	(42.93)
	Sales	(1,032.94)	(311.69)
	Share sales	-	286.17
	Share purchase	-	-
	Payment	(1,840.07)	(1,750.84)
	Closing Balance Investment in equity share capital	-	-
	Closing Balance Payable(Receivable)	(173.64)	849.58
Chandan Institute of Medical Sciences Limited	Opening Balance Payable(Receivable)	26.27	158.83
	Opening Balance Investment in equity share capital	(245.97)	(222.97)
	Share sales	445.93	-
	Share Purchase	(199.97)	(23.00)
	Receipt	6.65	-
	Payment	(32.93)	(132.56)
	Closing Balance Investment in equity share capital	-	(245.97)
	Closing Balance Payable(Receivable)	0.00	26.27



Notes To Consolidated Financial Statements

For The Year Ended 31st March, 2025

Name of related party	Nature of Transaction	Consolidated figures for the year ended 31 st March, 2025	Consolidated figures for the year ended 31 st March, 2024
Chandan Pharmacy Limited	Opening Balance Payable(Receivable)	2.92	565.96
	Opening Balance Investment in equity share capital	(474.00)	(474.00)
	Sales	(57.46)	(16.09)
	Purchase	21.68	20.23
	Receipt	54.38	-
	Dividend Income	-	(23.35)
	Share sales	-	-
	Payment	(25.30)	(543.83)
	Closing Balance Investment in equity share capital	(474.00)	(474.00)
	Closing Balance Payable(Receivable)	(3.78)	2.92
Chandan Singh Foundation	Opening Balance Payable(Receivable)	-	-
	Opening Balance Investment in equity share capital	-	-
	Share sales	445.93	-
	Share Purchase	(150.00)	-
	CSR	12.48	6.06
	Payment	(12.48)	(6.06)
	Closing Balance Investment in equity share capital	295.93	-
	Closing Balance Payable(Receivable)	-	-
Chandan Diagnostic Limited	Opening Balance Payable(Receivable)	-	45.98
	Opening Balance Investment in equity share capital	(65.85)	(65.85)
	Share sales	-	-
	Sales	0.32	-
	Receipt	-	29.00
	Payment	(0.32)	(74.98)
	Closing Balance Investment in equity share capital	(65.85)	(65.85)
	Closing Balance Payable(Receivable)	-	-

Notes To Consolidated Financial Statements

For The Year Ended 31st March, 2025

Name of related party	Nature of Transaction	Consolidated figures for the year ended 31 st March, 2025	Consolidated figures for the year ended 31 st March, 2024	
Indra Diagnostic Centre & Blood Bank Limited	Opening Balance Payable(Receivable)	4.57	348.70	
	Opening Balance Investment in equity share capital	(491.69)	(491.69)	
	Sales	(340.28)	-	
	Share sales	-	-	
	Receipt	680.00	162.37	
	Payment	-	(506.50)	
	Closing Balance Investment in equity share capital	(491.69)	(491.69)	
	Closing Balance Payable(Receivable)	344.30	4.57	
	Cendana Pharmaceuticals	Opening Balance Payable(Receivable)	4.57	-
		Receipt	178.60	44.68
Payment		(165.38)	(44.68)	
Cheque Issued But Not Cleared		(1.18)	0	
Purchase		297.61	4.57	
Sales		(81.36)	-	
Closing Balance Payable(Receivable)		232.86	4.57	
Chandan Super Speciality Hospital Limited	Opening Balance Payable(Receivable)	-	-	
	Receipt	97.69	-	
	Payment	(1.78)	-	
	Sales	(103.82)	-	
	Closing Balance Payable(Receivable)	(7.91)	-	



Notes To Consolidated Financial Statements

For The Year Ended 31st March, 2025

Name of related party	Nature of Transaction	Consolidated figures for the year ended 31 st March, 2025	Consolidated figures for the year ended 31 st March, 2024
Amaranita Holdings (I) Private Limited	Opening Balance Payable(Receivable)	0.20	-
	Opening Balance Investment in equity share capital	584.30	584.30
	Share sales	(584.30)	
	Professional Fee	-	21.00
	Comission	-	-
	Dividend	87.65	58.43
	Receipt	5.58	25.2
	Payment	(93.43)	(104.43)
	Closing Balance Investment in equity share capital	584.30	584.30
	Closing Balance Payable(Receivable)	-	0.20

Note No. :- 33 : Analytical ratios

Particulars	Consolidated figures for the year ended 31 st March, 2025	Consolidated figures for the year ended 31 st March, 2024	% Variance	Reason for more than 25% variance
Current Ratio				As a result of the substantial increase in current assets for the year.
Total current assets	11,030.96	6,133.07	1.94	82.83%
Total current liabilities	5,688.02	5,781.96	1.06	
Debt-to- Equity Ratio				As result of the substantial increase in shareholders ewuity because of IPO
Total liabilities	4,816.38	3,591.11	0.39	-54.97%
Total shareholder's equity	12,260.34	4,116.11	0.87	
Debt service coverage ratio				As a result of the substantial increase in profitability for the current year.
EBIT	3,635.78	2,406.83	1.20	31.28%
Current debt obligation	3,031.23	2,634.31	0.91	

Notes To Consolidated Financial Statements

For The Year Ended 31st March, 2025

Particulars	Consolidated figures for the year ended 31 st March, 2025		Consolidated figures for the year ended 31 st March, 2024		% Variance	Reason for more than 25% variance
Return on Equity (%)						As result Significant decline despite higher PAT, mainly due to a substantial increase in equity base, diluting shareholder returns.
PAT	2,217.12	27.08%	1,627.73	47.60%	-43.12%	
Average shareholder's equity	8,188.23		3,419.48			
Inventory turnover ratio (in days)						As a result of change in accounting policy, refer # in note no 18
365* Average inventory	9,12,624	39.66	5,14,239	29.12	36.19%	
Sales	23,012		17,659			
Trade receivables turnover ratio (in days)						NA
365* Average account receivables	13,70,394	73.21	9,17,999	66.91	9.41%	
Net credit sales	18,720		13,720			
Trade payables turnover ratio (in days)						As result, Credit period shortened significantly.
365* Average trade payable	8,26,586	48.63	10,28,981	76.19	-36.17%	
Net credit purchase	16,998		13,506			
Net profit ratio (%)						NA
PAT	2,217.12	9.63%	1,627.73	9.22%	4.52%	
Sales	23,012.08		17,659.00			
Return on Capital Employed (%)						NA
EBIT	3,636	29.34%	2,407	35.04%	-16.28%	
Average (Shareholder's equity + Current & Non current borrowings)	12,391.97		6,867.93			
Interst Coverage ratio						NA
EBIT	3,635.78		2,406.83		-9.13%	
		7.95		8.74		
Interst Expenses	457.53		275.23			



Notes To Consolidated Financial Statements

For The Year Ended 31st March, 2025

Particulars	Consolidated figures for the year ended 31 st March, 2025		Consolidated figures for the year ended 31 st March, 2024		% Variance	Reason for more than 25% variance
Operating profit Ratio						NA
(Revenue- COGS- Operating Exp)					14.66%	
	3,206.47	0.14	2,146.07	0.12	-9.13%	
Sales	23,012		17,659			
Net Worth Ratio						As a result of the substantial increase in shareholder's fund w.r.t total assets for the year.
Shareholder fund	12,260.34	0.58	4,116.11	0.35	66.98%	
Total Asstes	21,061.70		11,807.20			

Note No. :- 34 : Contingent liabilities and commitments

(Amount in Rs 'Lakhs')

Particulars	Consolidated Figures for the year ended 31 st March, 2025		Consolidated Figures for the year ended 31 st March, 2024	
	No of cases	Amount	No of cases	Amount
	Claims against the company not acknowledged as debts			
1) District consumer disputes redressal forum	13.00	62.49	11.00	64.98
2) State consumer disputes redressal commission	1.00	-	2.00	1.98
3) Labour court	3.00	5.45	6.00	28.52
4) District and session court	23.00	82.38	9.00	29.52
Direct tax matters	1.00	137.75	1.00	137.75
Guarantees				
Guarantee provided to the State Bank of India in relation to borrowings undertaken by Chandan Hospital Limited.	10.00	1,223.67	10.00	1,223.67
Guarantee provided to the State Bank of India in relation to borrowings undertaken by Chandan Pharmacy Limited.	1.00	227.76	1.00	227.76
Total...	52.00	1,739.50	40.00	1,714.18

Note No. :- 35 : Segment reporting

Primary segments - Business Segments

The company primarily operates state-of-the-art laboratories providing comprehensive pathological investigations and radiology services. Other activities conducted by the company are ancillary to its main business and do not significantly impact the financial statements. Consequently, in accordance with Accounting Standard 17 on Segment

Notes To Consolidated Financial Statements

For The Year Ended 31st March, 2025

Reporting, the company has identified a single reportable business segment: "Diagnostics Services." As a result, segment information has not been disclosed.

Secondary segments - Geographical Segments

The company operates primarily in india and there is no other significant geographical segment.

Note No. :- 36 : CSR expenditure

(Amount in Rs 'Lakhs')

Particulars	Consolidated figures for the year ended 31 st March, 2025	Consolidated figures for the year ended 31 st March, 2024
	Gross amount required to be spent by the company during the year.	12.46
Gross amount spent by the company during the year.	12.48	6.06
Shortfall/(Excess)	(0.02)	(1.20)

a. Disclosure on natue of CSR activities undertaken by the companies

(Amount in Rs 'Lakhs')

Particulars	Consolidated Figures for the year ended 31 st March, 2025					Consolidated Figures for the year ended 31 st March, 2024				
	Paid in cash	Paid via bank	Paid in kind	Payble	Total	Paid in cash	Paid via bank	Paid in kind	Payble	Total
	Promoting education	-	12.48	-	-	12.48	-	6.06	-	-

Note No. :- 37 : Other statutory information

In the opinion of the board of directors, the current assets, loans and advances have a value on realization in the ordinary course of business at least equal to the amount at which they are stated in the balance sheet.

Balances with trade receivables / trade payables and loans & advances are subject to confirmation.

Previous year's figures have been regrouped /rearranged wherever necessary to make them comparable with current year's figures.

The company does not have any benami property, where any proceeding has been initiated or pending against the company for holding any benami property.

The company does not have any transactions with companies struck off under section 248 of the Companies Act, 2013 or section 560 of Companies Act, 1956 during the financial year.

The company has not traded or invested in Crypto Currency or Virtual Currency during the financial year.

The company does not have any charges or satisfaction which is yet to be registered with Registrar of Companies (ROC) beyond the statutory period.

The company has not advanced or loaned or invested funds to any other person(s) or entity(ies), including foreign entities (Intermediaries) with the understanding that the Intermediary shall: (a) directly or indirectly lend or invest in other persons or entities identified in any manner whatsoever by or on behalf of the Company (Ultimate Beneficiaries)



Notes To Consolidated Financial Statements

For The Year Ended 31st March, 2025

or (b) provide any guarantee, security or the like to or on behalf of the ultimate beneficiaries.

The company has not received any fund from any person(s) or entity(ies), including foreign entities (funding party) with the understanding (whether recorded in writing or otherwise) that the company shall: (a) directly or indirectly lend or invest in other persons or entities identified in any manner whatsoever by or on behalf of the funding party (ultimate beneficiaries) or (b) provide any guarantee, security or the like on behalf of the ultimate beneficiaries.

The company does not have any transaction to report that is not recorded in the books of accounts and that has been surrendered or disclosed as income during the year in the tax assessments under the Income Tax Act, 1961.

The company has not been declared as wilful defaulter by any bank or financial institution or other lender.

The company does not have any immovable property (other than properties where the company is the lessee and the lease agreements are duly executed in favour of the lessee) whose title deeds are not held in the name of the company.

The company confirms that the quarterly returns or statements of current assets, filed with banks or financial institutions in relation to borrowings secured by current assets, are in agreement with the books of accounts.



Chandan Healthcare Limited

Reg Off. Add: Biotech Park, Sector-G,
Jankipuram, Kursi Road,
Lucknow-226021

TEL NO.: -8069366666

Email: secretarial@chandan.co.in

Website: www.chandandiagnostic.com

